

NIRO 40L

40W

ROUND ADJUSTABLE LED DOWNLIGHT • L-SERIES

DESCRIPTION

Trim: Die-cast Aluminium (white standard)
Body: Die-cast Aluminium (white standard)
Safety Cover: Clear PC
Reflector: Aluminium
Weight: 1.2kg
Cutout: Ø175mm

FEATURES

- 5-year Electrical System Warranty
- High Colour Consistency (MacAdam 3 SDCM)
- Future-proof: Interchangeable LED Modules (Zhaga) – www.zhagastandard.org
- Passive Cooling
- Dimmable¹
- CRI >80
- Tilttable 20°
- Also available in 2700K and 5000K

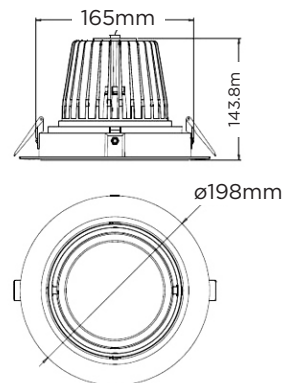


ORDERING CODE ²	DESCRIPTION	POWER WATTAGE	LUMEN OUTPUT	
			CRI>80	CRI>90
112100-XX-YY-ZZ	NIRO 40L ROUND ADJ. LED DOWNLIGHT 3000K 15°	40	4213	3475
112101-XX-YY-ZZ	NIRO 40L ROUND ADJ. LED DOWNLIGHT 3000K 20°	40	4256	3375
112102-XX-YY-ZZ	NIRO 40L ROUND ADJ. LED DOWNLIGHT 3000K 45°	40	4252	3363
112103-XX-YY-ZZ	NIRO 40L ROUND ADJ. LED DOWNLIGHT 4000K 15°	40	4330	3469
112104-XX-YY-ZZ	NIRO 40L ROUND ADJ. LED DOWNLIGHT 4000K 20°	40	4270	3544
112105-XX-YY-ZZ	NIRO 40L ROUND ADJ. LED DOWNLIGHT 4000K 45°	40	4274	3531

¹ Phase-dimming - please contact your local representative for further information.

² Ordering codes:
 XX = CRI (refer to table)
 YY = Control Options (ND = Non-Dim, PD = Phase Dim, DA = DALI, DMX = DMX512)
 ZZ = LED module (BL = Bridgelux)

Specifications subject to change without notice. Updated 23 Jan 2017.



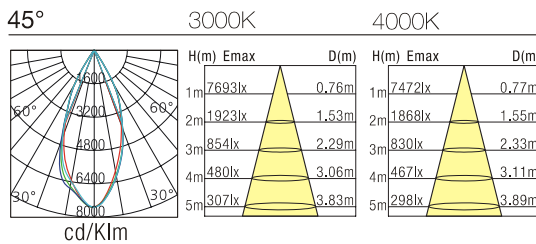
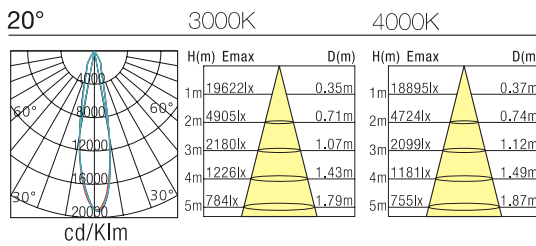
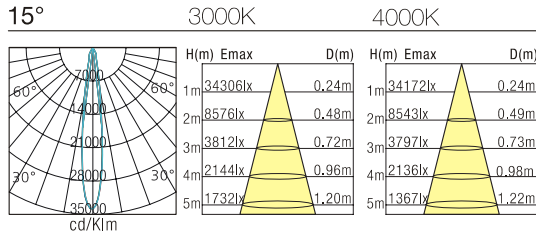
NIRO 40L

40W

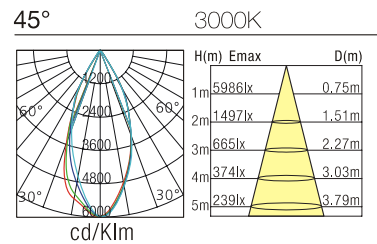
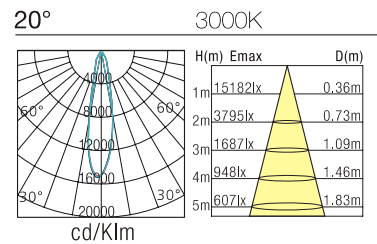
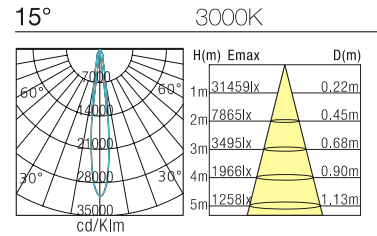
ROUND ADJUSTABLE LED DOWNLIGHT • L-SERIES

PHOTOMETRICS

CRI>80

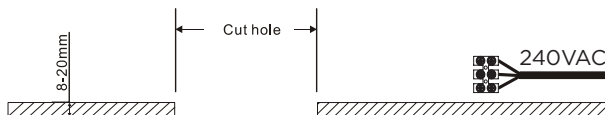


CRI>90

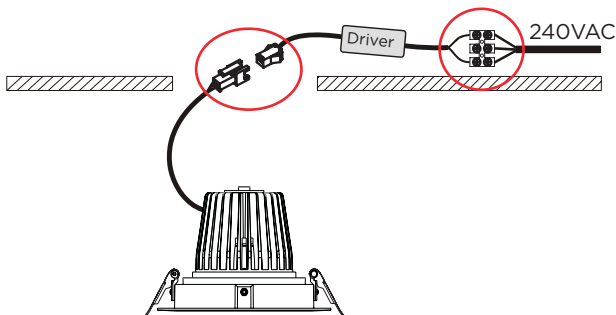


INSTALLATION INSTRUCTIONS

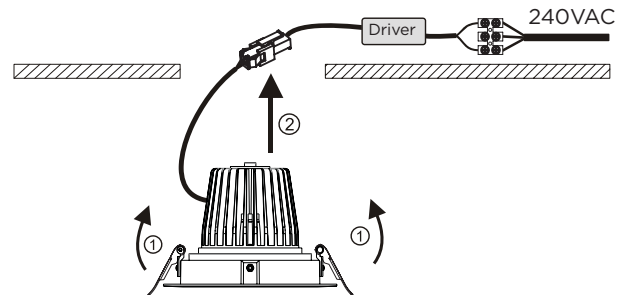
STEP 1: Cut hole to suit - refer cutout size first.



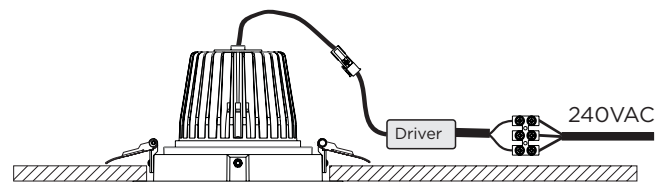
STEP 2: Ensure power is off - never connect live! Connect and terminate accordingly.



STEP 3: Fit and secure luminaire into hole.



STEP 4: Installation complete. Let there be LED!



Note: Installation to be carried out by a licensed electrician in accordance with relevant local regulations only. Do not connect live!



www.spacecannon.com.au