

AURA II 30E

30W

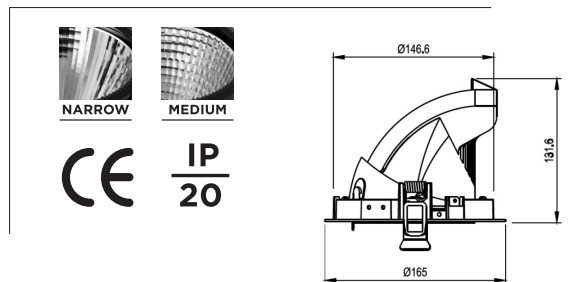
EXTRACTABLE ADJUSTABLE LED DOWNLIGHT • M-SERIES

DESCRIPTION

Trim: Aluminium (white standard)
Body: Aluminium (white standard)
Safety Cover: Clear PC
Reflector: Aluminium
Weight: 1.2kg
Cutout: Ø155mm

FEATURES

- 5-year Electrical System Warranty
- High Colour Consistency (MacAdam 3 SDCM)
- Passive Cooling
- Dimmable¹
- CRI >80 and CRI <90
- Tilttable 60° Rotatable 355°
- Also available in 40W
- Also available in 2700K and 5000K



ORDERING CODE ²	DESCRIPTION	POWER WATTAGE	LUMEN OUTPUT	
			CRI>80	CRI>90
111890-XX-YY	AURA 30E EXTRACTABLE LED DOWNLIGHT 3000K 12°	30	2796	2310
111891-XX-YY	AURA 30E EXTRACTABLE LED DOWNLIGHT 3000K 24°	30	2507	2252
111892-XX-YY	AURA 30E EXTRACTABLE LED DOWNLIGHT 3000K 38°	30	2612	2251
111893-XX-YY	AURA 30E EXTRACTABLE LED DOWNLIGHT 4000K 12°	30	2310	-
111894-XX-YY	AURA 30E EXTRACTABLE LED DOWNLIGHT 4000K 24°	30	2887	-
111895-XX-YY	AURA 30E EXTRACTABLE LED DOWNLIGHT 4000K 38°	30	2847	-

¹ Phase-dimming - please contact your local representative for further information.

² Ordering codes:
 XX = CRI (refer to table)
 YY = Control Options (ND = Non-Dim, PD = Phase Dim, DA = DALI, DMX = DMX512)

Specifications subject to change without notice. Updated 18 Jan 2017.

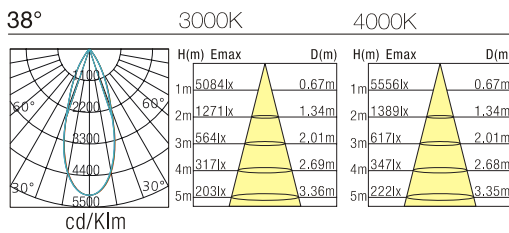
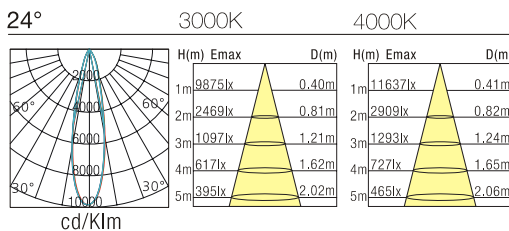
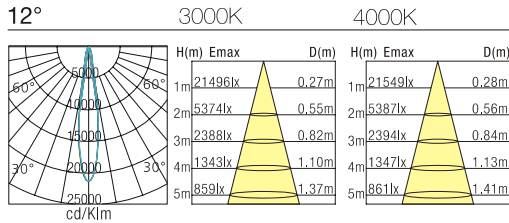
AURA II 30E

30W

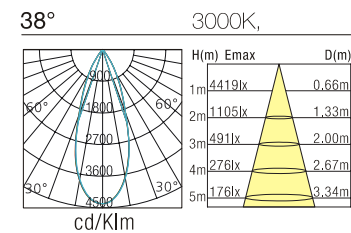
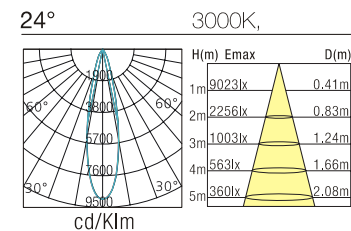
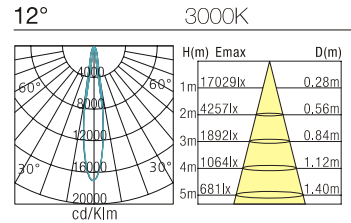
EXTRACTABLE ADJUSTABLE LED DOWNLIGHT • M-SERIES

PHOTOMETRICS

CRI>80

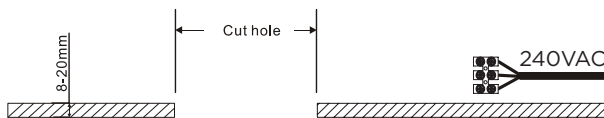


CRI>90

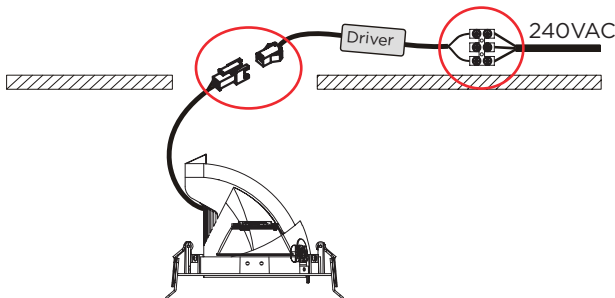


INSTALLATION INSTRUCTIONS

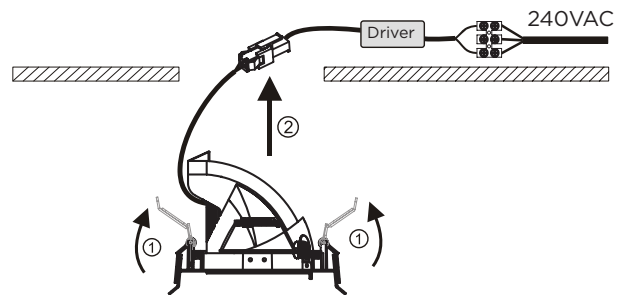
STEP 1: Cut hole to suit - refer cutout size first.



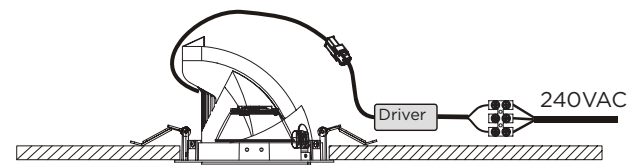
STEP 2: Ensure power is off - never connect live! Connect and terminate accordingly.



STEP 3: Fit and secure luminaire into hole.



STEP 4: Installation complete. Let there be LED!



Note: Installation to be carried out by a licensed electrician in accordance with relevant local regulations only. Do not connect live!