

MIRO CUBE™ 4C

DESIGNED BY THE BLACK TANK



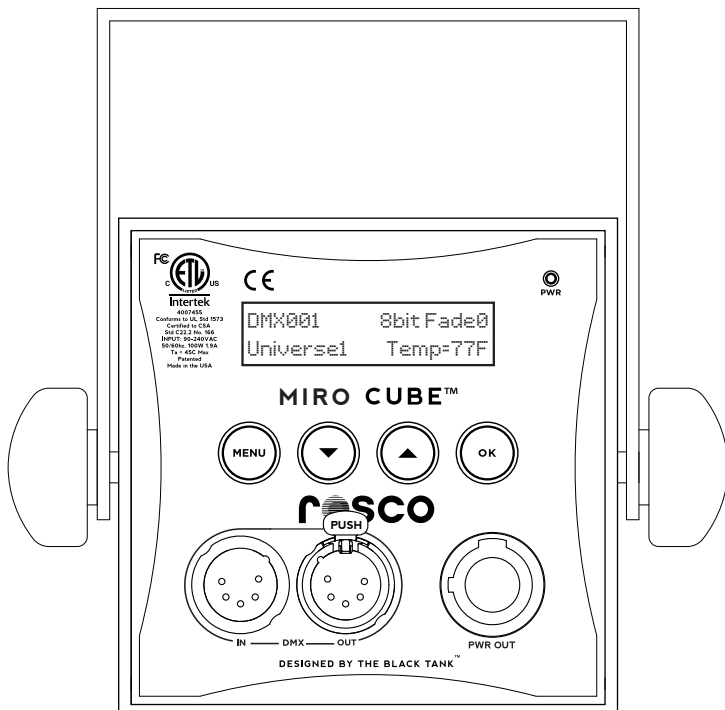
Gorgeous Palette of Colors

From walls to washes to uplighters, the Miro Cube™ 4C color mixing wash light offers a designer maximum creativity in a tiny, 4 inch package.

Using best in class RGBW quad-color, multi-channel chips, a gorgeous palette of saturated, mid-tone and pale tint colors can be dialed in at the touch of a button. And of course, a true white is always available as well, not the unflattering mixed amber compromise found in other lights. The single chip design eliminates multi-colored shadows and creates a powerful, fully blended color wash wherever the designer needs it.

Smart programming in the Miro Cube™ 4C includes a stand-alone color wash mode and allows multiple units to be easily slaved together, synchronized and off-set using self-generated DMX for color chases and other dynamic lighting patterns without a console.

An available Miro Cube™ ARC architectural configuration of the 4C offers a hard-wired pigtail power cable and recessed RJ45 connectivity for data signal that allows for streamlined permanent installations. Use it alone, configured in strips & arrays or build it directly into the set or architecture for virtually any application needing colored light, including: stage productions, broadcast studios, bars & casinos, retail stores and up-scale lobbies.



Key Features

- 4C single chip optic casts fringe-free shadows
- Unique patented (US Patent No. 8,767,398) heat management system packs the most lumens into the smallest form factor
- No expensive power supply or ballasts - direct to mains power 90-240VAC 50/60 Hz
- Over 40 luminaires on a single 20A circuit
- Modular design easily configures in strips and arrays for maximum versatility
- Flicker-free dimming in 8 or 16 bit resolution
- Intuitive touch panel full-text interface for manual control
- Easily installed on standard line-voltage lighting track with optional yoke assembly, including full DMX track options
- Full assortment of spot, medium and wide lenses included
- Novel "filament mode" mimics the delayed blackout glow of incandescent fixtures



Supplied by:

lightmoves

Melbourne
03 9701 2500

Sydney
02 9737 8988

info@lightmoves.com.au

www.lightmoves.com.au

MIRO CUBE™ 4C

DESIGNED BY THE BLACK TANK



SPECIFICATIONS

Input Voltage:	90 - 240 VAC 50/60Hz
Power Consumption:	50 Watt at maximum output
Power Input:	Neutrik Powercon / ARC: Hard-wired pigtail
LED:	4 x 12W Osram Multi-chip
Lumen Maintenance:	80,000 hours B50 L70 at 45C (LM-79-08 Standard)
Data (DMX):	5-pin XLR male/female / ARC: RJ45 Connectors
Output:	950 lumens
Color Range:	4.2 billion discrete mixes (255 x 255 x 255 x 254)
Operation:	DMX: 8 or 16 bit DMX512/Manual: Full Text LCD
Operating Temp.:	-13° to 113° F (-20° to 45° C)
Humidity:	0 - 95% non-condensing
Dimensions:	4in x 4in x 4.25 in (100mm x 100mm x 108mm)
Weight:	2.1 lbs (0.95kg)
Housing:	Powder Coated Aluminum Extrusion (1/8" wall)
Approvals:	FCC Class A Radiated and Conducted ETL / UL Standards 1573 and 8750 cETL / CSA C22.2 #166-M1983 CE / IP20 Rated

MIRO CUBE ACCESSORIES

Top hat
1/2 Top Hat
Egg Crate Louver
Barn Doors (Set of 4)
Yokes & Mounting Hardware
Symmetrical Diffusers
Assymmetrical Diffusers
Power Cable with Inline Switch

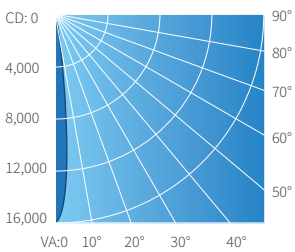
PART NUMBERS

4C Black:	515 90050 1014
4C White:	515 90050 2014
4C ARC BLACK:	515 90050 1019
4C ARC WHITE:	515 90050 2019
Cable w/ Inline Switch:	515 91017 0005

All LEDs On
Without Diffuser



Polar Candela Distribution



Illuminance at a Distance

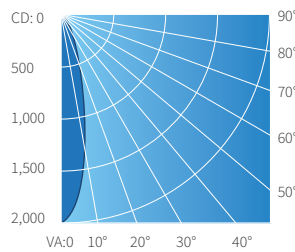
Center Beam LUX	Beam Width
0.5m: 62,333	0.1m
1.0m: 15,583	0.2m
1.5m: 6,926	0.3m
2.0m: 3,896	0.4m
2.5m: 2,493	0.5m
3.0m: 1,732	0.6m

Beam Spread: 12°

All LEDs On
With 20° Diffuser



Polar Candela Distribution

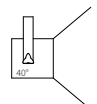


Illuminance at a Distance

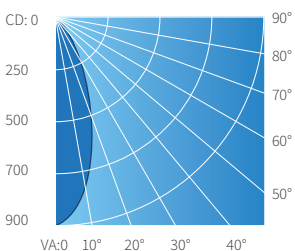
Center Beam LUX	Beam Width
0.5m: 7,986	0.2m
1.0m: 1,997	0.5m
1.5m: 887	0.7m
2.0m: 499	0.9m
2.5m: 319	1.2m
3.0m: 222	1.4m

Beam Spread: 26°

All LEDs On
With 40° Diffuser



Polar Candela Distribution

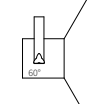


Illuminance at a Distance

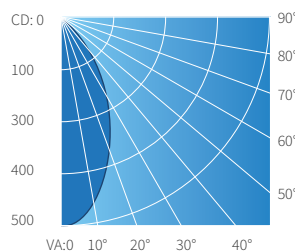
Center Beam LUX	Beam Width
0.5m: 3,503	0.4m
1.0m: 876	0.8m
1.5m: 389	1.1m
2.0m: 219	1.5m
2.5m: 140	1.9m
3.0m: 97	2.3m

Beam Spread: 41°

All LEDs On
With 60° Diffuser



Polar Candela Distribution



Illuminance at a Distance

Center Beam LUX	Beam Width
0.5m: 2,040	0.5m
1.0m: 510	1.0m
1.5m: 227	1.5m
2.0m: 128	2.1m
2.5m: 82	2.6m
3.0m: 57	3.1m

Beam Spread: 54°