



Luminous Carpets™

Technical datasheet LC Symbol



LC Symbol



LC Symbol is a LED luminaire for Luminous Carpets. It is a unique solution to portrait your brand image or guide people. It consists of a metal casing with LEDs. LC Symbol is powered by a standard class 2 power driver and designed to be switch on or off. It can be installed in concrete floors, raised access flooring systems or on top of an existing floor. LC Symbol range consists out of two groups:


- Portfolio of pre-defined wayfinding icons
- Custom icons or logos.

Technical specifications

Dimension (panel)	200 x 230 mm 7.9 x 9.1 inch
Dimension (lit area)	200 x 200 mm 7.9 x 7.9 inch
Thickness (panel)	5 mm 0.2 inch
Material	Aluminum Steel
Operating temperature	15°C-40°C 59°F-104°F
Max load	3000 kg/m ² 615 lb./ft ²
IP rating	IP23
IK code	IK09
Pixel pitch	10mm
Light source	400 White LED's
Cable length	10m 30ft
Cable thickness /AWG	2x 0.75mm ² 18 AWG
Power supply	54V CV Class 2 LED driver
Input voltage	100-24 VAC 50/60Hz
Input power (max)	40W
Lifetime	B50L70 @50,000hr Three switching cycles
Approbation	  Pending



LC Symbol configurations



LC Symbol Icon



LC Symbol examples



Contact

Website

www.luminous-carpets.com

E-mail

luminous.carpets@philips.com