



DR2PA

Revolution Series American

Clip-on cover system provides the ultimate design flexibility

The Philips Dynalite Revolution series of user interfaces provides an elegant and sophisticated connection to the DyNet network. The devices can communicate directly with each other, with lighting load controllers and with other integration devices, offering a simple user interface capable of complex automation system functions. The DR2PA range is suitable for, but not limited to, North American, South American, Australian and New Zealand markets.

Supplied by:

The Lightmoves logo features the word 'lightmoves' in white with a colorful rainbow arc over the 'o'. Below it is the tagline 'illuminating ideas'. Contact information for Melbourne and Sydney is provided, along with an email address and website URL.

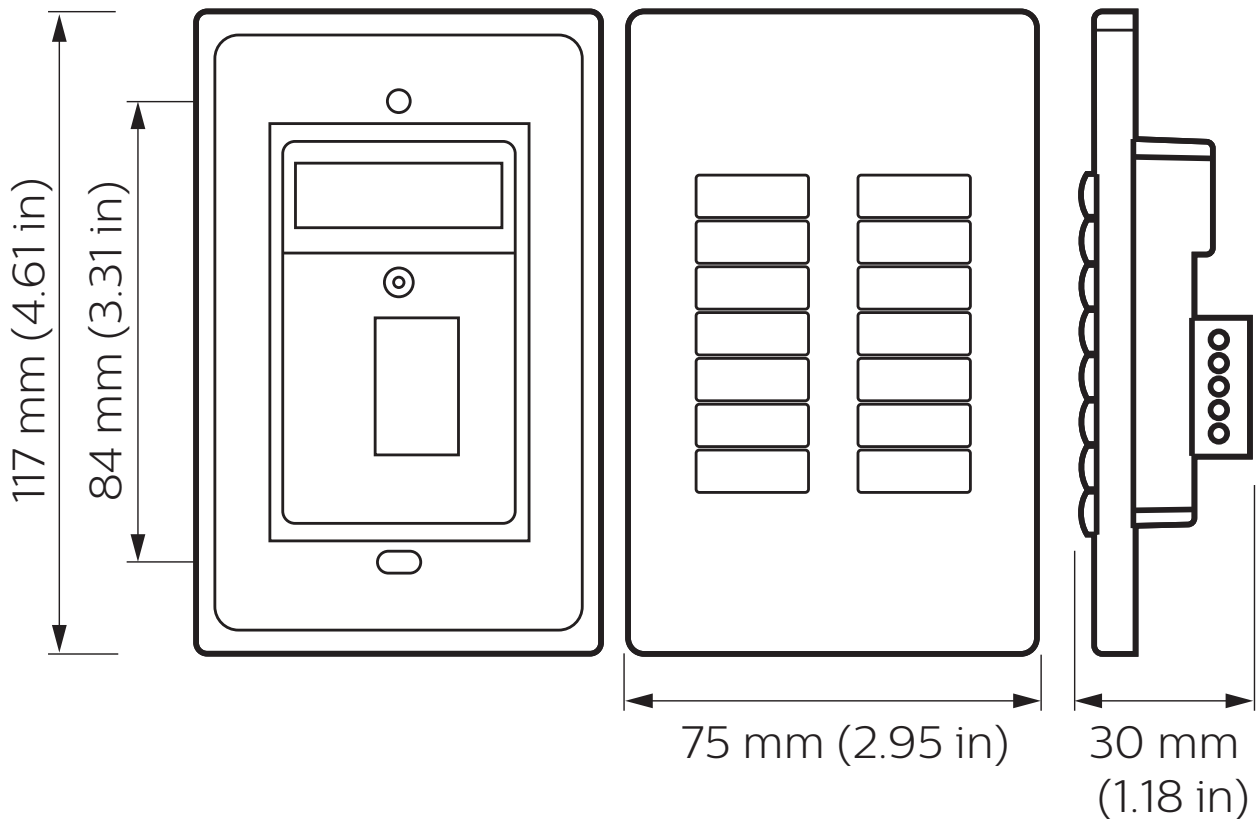
Melbourne **Sydney**
03 9701 2500 02 9737 8988
info@lightmoves.com.au
www.lightmoves.com.au

DR2PA

Clip-on cover system provides the ultimate design flexibility

- **Extensive designer range** – Innovative clip-on cover fastening system provides the ultimate flexibility in décor-matching. Standard finishes include brushed stainless steel and white or black glass.
- **A choice of button colors** – To complement the cover color and finish choice, buttons are available in silver, white or charcoal gray.
- **Custom engraving options** – Identification of button function is made simple through custom engraving. Buttons can be labeled to identify purpose or area, providing accurate explanation of function. Backlighting assists to locate the UI and provides ease of readability, even in a darkened environment.
- **LED status indicators** – Easily discern which mode is in operation via the LED indicator on each button.
- **Standard control options** – Each button can be programmed to perform a range of standard control options that are individually configured to perform functions including toggle lighting on/off and ramp lighting up/down.
- **Complex functionality in a single action** – A single button press can be used to effect an entire system change, providing a true automation solution.
- **Designed to meet any requirement** – Available in one to 16 button configurations, the Revolution series user interfaces can be designed to perform as many or as few functions as required.

Dimensions



Specifications

Due to continuous improvements and innovations, specifications may change without notice.



DR2PA
Revolution Series American

Electrical

Supply Type	DyNet (SELV / Class 2)
Supply Voltage	12-24 VDC
Supply Current	20 mA

Control

Serial Ports	1 x RS-485
Supported Protocols	DyNet
User Inputs	1-16 x software-configurable buttons
Indicators	Blue indicator LED on full width buttons White/Orange backlight (see Page 4)

Physical

Dimensions (H x W x D)	117 x 75 x 30 mm (4.61 x 2.95 x 1.18 in)
Packed Weight	0.2 kg (0.44 lb)
Construction	Polycarbonate (Bezel, key carrier and gridplate)
Button/Cover Finish	See Page 4
Serial Ports	1 x 5-way pluggable screw terminal +V, D-, D+, GND, SHLD
Serial Port Conductor Size	2.5 mm ² (#12 AWG) (max)

Environment

Operating Temperature	0° to 45°C ambient (32° to 113°F)
Storage/Transport Temperature	-25° to 70°C ambient (-13° to 158°F)
Humidity	0 to 90% non-condensing
IEC Pollution Degree	II

Compliance

Certification	CE, RCM, FCC, ICES, RoHS
---------------	--------------------------

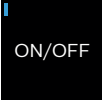







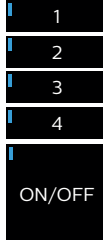






Ordering Code

The Philips Dynalite Revolution series provides amazing flexibility and design choices through a range of finish, color, backlight and engraving options.

DR2PA-MXX-X-C-WE-P-BW-X-C

Column Options

<p>A</p> 	<p>B</p> 	<p>C</p> 
<p>D</p> 	<p>E</p> 	<p>F</p> 
<p>G</p> 	<p>H</p> 	<p>I</p> 
<p>J</p> 	<p>K</p> 	<p>L</p> 
<p>M</p> 		

Button Color

C = Charcoal
S = Silver
W = White

Cover Finish

BG = Black Borosilicate Glass
PB = Polished Brass (gold plated stainless)
SG = White Optically Clear Starfire Glass
SS = Brushed Stainless Steel
WE = White (powder coated stainless)
XX = No cover

Backlight

O = Orange
W = White

Engraving

C = Custom
S = Standard
X = No Engraving

Single and Dual Column Options

Options A, B, C, D, E, F and H are only available as a single column.

Options G, I, J, K, L and M are available in single or dual column configurations.

Backlight

The White backlight option (BW) is only available with the Charcoal button color (C).

The Orange backlight (BO) is available with any button color.

Engraving

Single column UIs with Standard (S) engraving are labeled as shown to the left.

Buttons on dual column UIs with Standard engraving are numbered down both columns (e.g 1-5, 6-11).

An OFF button is included in every standard column option, so we recommend Custom engraving (C) for all dual column UIs.

If Custom engraving is selected, details must accompany order.

DR2PA-KLX-....-S

1	6
2	7
3	8
4	9
5	10
OFF	11
	OFF

