



Date: \_\_\_\_\_ Type: \_\_\_\_\_

Firm Name: \_\_\_\_\_

Project: \_\_\_\_\_

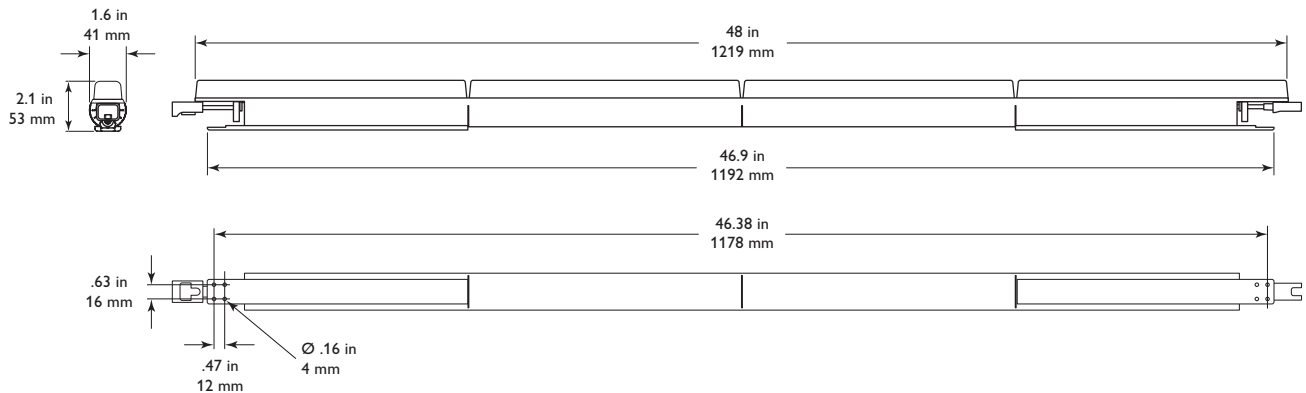
## iW Fuse Powercore

4 ft (1.2 m), 10° x 60° beam angle

Linear interior LED wall grazing fixture with intelligent white light

- High-performance illumination — Available in 1 ft (305 mm) and 4 ft (1.2 m) die-cast aluminum housings with a narrow 10° x 60° or medium 30° x 60° beam angle. Superior beam quality delivers striation-free light. Interlocking connectors accommodate end-to-end installation without visible light scalloping between fixtures.
- Superior color consistency — Optibin, a proprietary binning optimization process developed by Philips Color Kinetics, guarantees consistency of hue across LEDs, fixtures, and manufacturing runs.
- High-performance illumination in a wide range of color temperatures — Channels of warm, neutral, and cool white LEDs produce color temperatures ranging from 2700 K to 6500 K, offering the greatest possible light intensity at all color temperatures. Fixture brightness can be varied while maintaining constant color temperature.
- Integrates Powercore technology — Powercore technology rapidly, efficiently, and accurately controls power output to fixtures directly from line voltage. The Philips Data Enabler Pro merges line voltage with control and delivers them to the fixture over a single standard cable, dramatically simplifying installation and lowering total system cost.
- Industry-leading controls — Works seamlessly with the complete Philips Color Kinetics line of controllers, including Light System Manager, iPlayer 3, and ColorDial Pro, as well as third-party controllers.
- Universal power input range — Accepts power input of 100 – 240 VAC for consistent installation anywhere in the world.
- Easy installation — By delivering line voltage directly to the fixtures, Powercore reduces the number of external power supplies, allowing long product runs and eliminating the need for special wiring. Easy-to-install 4 ft (1.2 m) mounting tracks allow quick project setup in linear applications.
- Flexible mounting and positioning — With end-to-end locking power connectors that can make 180° turns, these compact fixtures are easy to position in even the most challenging mounting circumstances. 1 ft (305 mm) and 5 ft (1.5 m) jumper cables can add extra space between fixtures. Optional mounting tracks support vertical and overhead positioning.

For detailed product information, please refer to the iW Fuse Powercore Product Guide at [www.philipscolorkinetics.com/ls/intelliwhite/iwfusepc/](http://www.philipscolorkinetics.com/ls/intelliwhite/iwfusepc/)



**PHILIPS**

## Specifications

Due to continuous improvements and innovations, specifications may change without notice.

Item	Specification	4 ft (1.2 m), 10° x 60° beam angle
Output	Lumens†	2455 (all channels full on)
	Efficacy (lm / W)	48.6 (all channels full on)
	CRI	82 (all channels full on)
	Color Temperature*	2700 K – 6500 K
	LED Channels	2700 K / 4000 K / 6500 K
	Lumen Maintenance‡	50,000 hours L70 @ 25° C    50,000 hours L70 @ 50° C 50,000 hours L50 @ 25° C    50,000 hours L50 @ 50° C
Electrical	Input Voltage	100 – 240 VAC, auto-switching, 50 / 60 Hz
	Power Consumption	50 W maximum at full output, steady state
Control	Interface	Data Enabler Pro (DMX / Ethernet)
	Control System	Philips Color Kinetics full range of controllers, including Light System Manager, iPlayer 3, and ColorDial Pro, or third-party controllers
Physical	Dimensions (Height x Width x Depth)	2.1 x 48 x 1.5 in (53 x 1219 x 39 mm)
	Weight	4.37 lbs (1.98 kg)
	Housing	Die-cast aluminium, white powder-coated finish.
	Lens	Polycarbonate
	Fixture Connections	Integral male / female connectors
	Temperature Ranges	-4° – 122° F (-20° – 50° C) Operating -4° – 122° F (-20° – 50° C) Startup -40° – 176° F (-40° – 80° C) Storage
	Humidity	0 – 95%, non-condensing
Certification and Safety	Certification	UL / cUL, FCC Class B, CE, PSE, CCC, SAA, C-Tick
	Environment	Dry / Damp Location, IP20

\* Color temperatures conform to nominal CCTs as defined in ANSI Chromaticity Standard C78.377A.

† Lumen measurement complies with IES LM-79-08 testing procedures.

‡ L70 = 70% maintenance of lumen output (when light output drops below 70% of initial output).  
L50 = 50% maintenance of lumen output (when light output drops below 50% of initial output).  
Ambient temperatures specified. Based on measurements that comply with IES LM-80-08 testing procedures. Refer to [www.philipscolorkinetics.com/support/appnotes/lm-80-08.pdf](http://www.philipscolorkinetics.com/support/appnotes/lm-80-08.pdf) for more information.



## Fixtures and Data Enabler Pro

Item	Type	Item Number	Philips 12NC
iW Fuse Powercore 1 ft (305 mm)	10° x 60°	UL / cUL / CE	523-000066-00 910503701785
		CCC	523-000066-02 910503701995
	30° x 60°	UL / cUL / CE	523-000066-01 910503701786
		CCC	523-000066-03 910503701996
iW Fuse Powercore 4 ft (1.2 m)	10° x 60°	UL / cUL / CE	523-000066-04 910503702515
		CCC	523-000066-06 910503703187
	30° x 60°	UL / cUL / CE	523-000066-05 910503702516
		CCC	523-000066-07 910503703188
		3/4 in / 1/2 in NPT (U.S. trade size conduit)	106-000004-00 910503701210
Data Enabler Pro	PG21 / PG13 (metric size conduit)	106-000004-01 910503701211	

Use Item Number when ordering in North America.

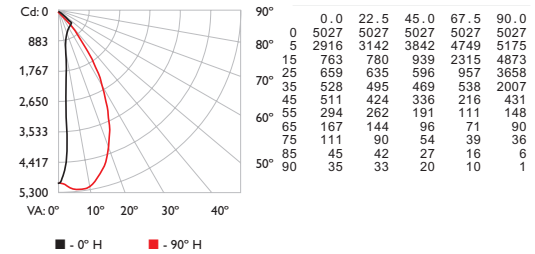


Philips Color Kinetics  
3 Burlington Woods Drive  
Burlington, Massachusetts 01803 USA  
Tel 888.385.5742  
Tel 617.423.9999  
Fax 617.423.9998  
[www.philipscolorkinetics.com](http://www.philipscolorkinetics.com)

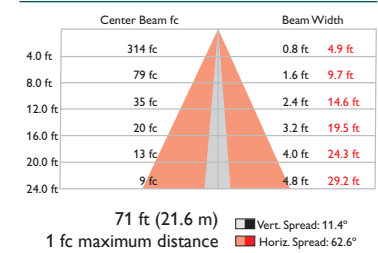
## Photometrics

4 ft (1.2 m), 10° x 60° beam angle (all channels full on)

### Polar Candela Distribution



### Illuminance at Distance



Lumens	2455
Efficacy	48.6

For lux multiply fc by 10.7

\* For additional photometrics, please refer to the iW Fuse Powercore Product Guide at [www.philipscolorkinetics.com/IntelliWhite/iwfusepcl](http://www.philipscolorkinetics.com/IntelliWhite/iwfusepcl)

CHROMACORE<sup>®</sup> CK TECHNOLOGY | OPTIBIN<sup>®</sup> CK TECHNOLOGY | POWERCORE<sup>®</sup> CK TECHNOLOGY

## Accessories

Item	Type	Item Number	Philips 12NC
Mounting Track White	1 @ 4 ft (1219 mm)	120-000124-00	910503701787
		108-000050-00	910503701686
Leader Cable with Terminator	10 ft (3.1 m)	108-000050-01	910503701687
		108-000049-01	910503701683
Jumper Cable	1 ft (305 mm)	108-000049-03	910503701685
		108-000049-00	910503701682
	5 ft (1.5 m)	108-000049-02	910503701684
		120-000077-02	910503701740
Terminator, Quantity 10		120-000058-00	910503700146

Use Item Number when ordering in North America.

Copyright © 2011 – 2012 Philips Solid-State Lighting Solutions, Inc. All rights reserved.  
Chromacore, Chromasic, CK, the CK logo, Color Kinetics, the Color Kinetics logo, ColorBlast, ColorBlaze, ColorBurst, ColorGraze, ColorPlay, ColorReach, iW Reach, eW Reach, eW Fuse, DIMand, EssentialWhite, eW, iColor, iColor Cove, IntelliWhite, iW, iPlayer, Optibin, and Powercore are either registered trademarks or trademarks of Philips Solid-State Lighting Solutions, Inc. in the United States and / or other countries. All other brand or product names are trademarks or registered trademarks of their respective owners. Due to continuous improvements and innovations, specifications may change without notice. DAS-000080-03 R00 10-12