



Date: _____ Type: _____

Firm Name: _____

Project: _____

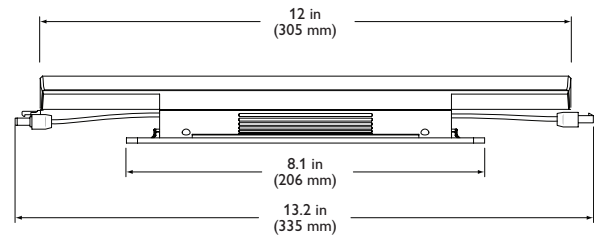
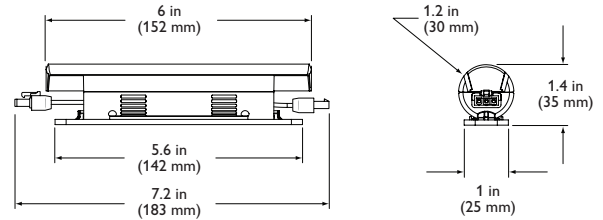
iColor Cove QLX

100° x 40° beam angle

Performance linear interior LED cove and accent fixture with intelligent color light

iColor Cove QLX is a compact linear LED fixture that generates saturated color and dynamic effects in alcoves, accent areas, and other interior spaces. The fixture is available in two standard lengths and wide or medium beam angles. An integrated rotating mount provides precise positioning, while optional mounting tracks allow quick project setup in linear applications. Flexible mounting and positioning options let you install fixtures in virtually any desired configuration.

- Cost-effective — Auto-addressing through Chromasic technology simplifies installation, addressing, and programming. Chromasic integrates power, communication, and control to lower overall system cost.
- Versatile applications — iColor Cove QLX delivers color-changing illumination and lighting effects to alcoves, task and accent spaces, and other confined areas in a wide range of applications, from large-scale commercial installations to simpler residential installations.
- Superior color mixing — iColor Cove QLX offers excellent mixing at 2 in (51 mm), with no shadowing between fixtures in a long run.
- Industry-leading controls — iColor Cove QLX works seamlessly with the complete Philips Color Kinetics line of controllers, including iPlayer 3, Light System Manager, and ColorDial Pro, as well as third-party DMX controllers.



- Two standard lengths and beam angles — Available in 6 in (152 mm) and 12 in (305 mm) lengths, with wide (120° x 120°) and medium (100° x 40°) beam angles.
- Flexible mounting and positioning — With end-to-end locking power connectors that can make 180° turns, these compact cove fixtures are easy to position in even the most challenging mounting circumstances. Optional mounting tracks ensure straight runs in linear applications, and support vertical and overhead positioning. Optional 1 ft (305 mm) and 5 ft (1.5 m) Jumper Cables offer extra space between fixtures or staggered positioning that lets you achieve curves and other geometries to fill alcoves and interior spaces of any shape or complexity.

For detailed product information, please refer to the iColor Cove QLX Product Guide at www.philipscolorkinetics.com/ls/rgb/cove_qlx/

PHILIPS

Specifications

Due to continuous improvements and innovations, specifications may change without notice.

Item	Specification	6 in (152 mm)	12 in (305 mm)	
	Lumens*	21	39	
	LED Channels	Red / Green / Blue		
	Mixing Distance	2 in (51 mm) to uniform light		
	Lumen Maintenance†	50,000 hours L50 @ 25° C 23,000 hours L50 @ 50° C		
	Input Voltage	24 VDC via sPDS-60ca, PDS-60ca, and sPDS-480ca		
Electrical	Power Consumption	2 W maximum at full output, steady state	3 W maximum at full output, steady state	
Control	Interface	sPDS-60ca 24V (DMX or Ethernet) PDS-60ca 24V (Pre-programmed, DMX, or Ethernet) sPDS-480ca 24V (Ethernet)		
	Control System	Philips full range of controllers, including Light System Manager, iPlayer 3, and ColorDial Pro, or third-party controllers		
Physical	Dimensions (Height x Width x Depth)	1.2 x 6 x 1.4 in (30 x 152 x 36 mm)	1.2 x 12 x 1.4 in (30 x 305 x 36 mm)	
	Weight	3 oz (85 g)	5 oz (142 g)	
	Housing	Charcoal gray injection-molded plastic		
	Lens	Clear polycarbonate		
	Fixture Connections	Integral male / female connectors		
	Temperature Ranges	-4° – 122° F (-20° – 50° C) Operating -4° – 122° F (-20° – 50° C) Startup -40° – 176° F (-20° – 80° C) Storage		
	Humidity	0 – 95%, non-condensing		
	Maximum Fixtures Per Power / Data Supply†	PDS-60ca 24V	30 total	20 total
		sPDS-60ca 24V	30 total	20 total
		sPDS-480ca 24V	240 total, 30 per port	160 total, 20 per port
Certification and Safety	Certifications	UL / cUL, FCC Class B, CE, PSE, C-Tick, SAA		
	Environment	Dry Location, IP20		

* Lumen measurement complies with IES LM-79-08 testing procedures

† L50 = 50% lumen maintenance (when light output drops below 50% of initial output). Ambient luminaire temperatures specified. Lumen maintenance calculations are based on lifetime prediction graphs supplied by LED source manufacturers. Calculations for white-light LED fixtures are based on measurements that comply with IES LM-80-08 testing procedures. Refer to www.philipscolorkinetics.com/support/appnotes/lm-80-08.pdf for more information.



Fixtures and Accessories

Item	Type	Item Number	Philips 12NC
iColor Cove QLX 6 in	120° x 120° beam angle	101-000066-02	910503700218
	100° x 40° beam angle	101-000066-03	910503700220
iColor Cove QLX 12 in	120° x 120° beam angle	101-000066-00	910503700217
	100° x 40° beam angle	101-000066-01	910503700219
Mounting Track	4 ft (1.2 m)	523-000006-01	910503700452
Leader Cable	30 ft (9.1 m)	108-000015-00	910503700072
Jumper Cable	1 ft (305 mm)	108-000020-00	910503700079
	5 ft (1.5 m)	108-000020-01	910503700080
sPDS-60ca 24V	DMX / Ethernet	109-000021-02	910503700106
	Preprogrammed	109-000016-00	910503700095
PDS-60ca 24V	DMX	109-000016-01	910503700333
	Ethernet	109-000016-02	910503700334
sPDS-480ca 24V	Ethernet	109-000026-00	910503700110

Use Item Number when ordering in North America.

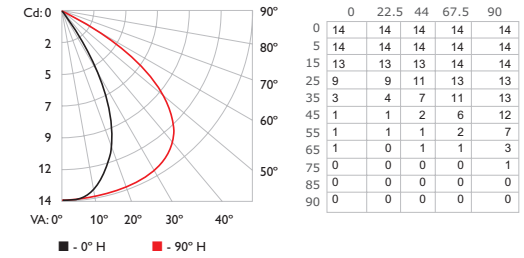


Philips Color Kinetics
3 Burlington Woods Drive
Burlington, Massachusetts 01803 USA
Tel 888.385.5742
Tel 617.423.9999
Fax 617.423.9998
www.philipscolorkinetics.com

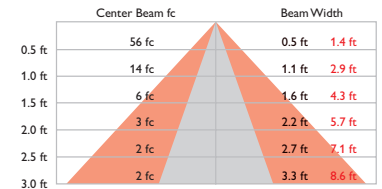
Photometrics

100° x 40° beam angle, 6 in (152 mm)

Polar Candela Distribution



Illuminance at Distance



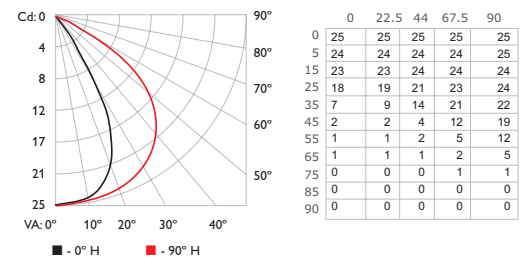
3.7 ft (1.1 m) 1 fc maximum distance
Vert. Spread: 57.2°
Horiz. Spread: 110.0°

LED	Lumens	Efficacy
RGB	21	10.5

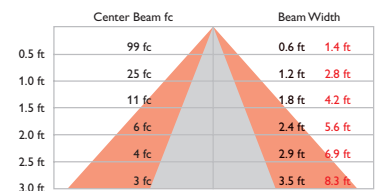
For lux multiply fc by 10.7

100° x 40° beam angle, 12 in (305 mm)

Polar Candela Distribution



Illuminance at Distance



5.0 ft (1.5 m) 1 fc maximum distance
Vert. Spread: 60.9°
Horiz. Spread: 108.5°

LED	Lumens	Efficacy
RGB	39	13

Copyright © 2009 – 2012 Philips Solid-State Lighting Solutions, Inc. All rights reserved. Chromacore, Chromasic, CK, the CK logo, Color Kinetics, the Color Kinetics logo, ColorBlast, ColorBlaze, ColorBurst, eW Fuse, ColorGraze, ColorPlay, ColorReach, iW Reach, eW Reach, DIMand, EssentialWhite, eW, iColor, iColor Cove, IntelliWhite, iW, iPlayer, Optibin, and Powercore are either registered trademarks or trademarks of Philips Solid-State Lighting Solutions, Inc. in the United States and / or other countries. All other brand or product names are trademarks or registered trademarks of their respective owners. Due to continuous improvements and innovations, specifications may change without notice.

DAS-000001-03 R04 07-12