



Date: _____ Type: _____

Firm Name: _____

Project: _____

iColor Cove MX Powercore

4 ft (1.2 m)

Premium interior linear LED cove and accent fixture with intelligent color light

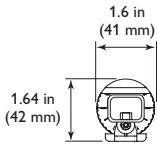
This high-intensity LED fixture affords virtually limitless options for filling indoor alcoves and accent spaces with vibrant light. As the premium member of the iColor Cove family of intelligent color cove lights, iColor Cove MX Powercore is also ideally suited for backlighting and cost-effective indoor wall washing. Combines professional-grade color mixing and output of up to 387 lumens per foot with the efficiency and cost-effectiveness of Powercore technology.

- High-performance illumination — Available in 1 ft (305 mm) and 4 ft (1.2 m) die-cast aluminum housings with a wide 125° x 120° or medium 50° x 70° beam angle. Superior beam quality delivers striation-free light. Interlocking connectors for end-to-end installation without visible light scalloping between fixtures.
- Integrates Powercore technology — Powercore technology rapidly, efficiently, and accurately controls power output to fixtures directly from line voltage. The Philips Color Kinetics Data Enabler Pro merges line voltage with control and delivers them to the fixture over a single standard cable, dramatically simplifying installation and lowering total system cost.
- Superior color consistency — Optibin, a proprietary binning optimization process, guarantees uniformity and consistency of hue across LEDs, fixtures, and manufacturing runs.

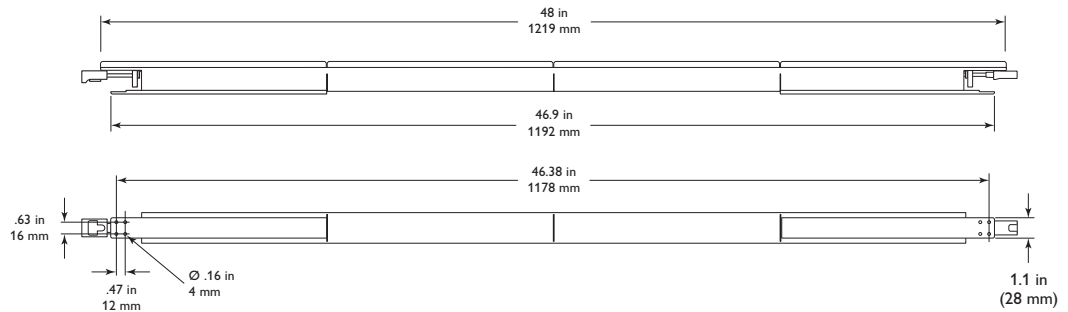
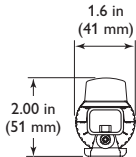
- Advanced color mixing — Patented Chromacore technology, pioneered by Philips Color Kinetics, enables precise control over individual LED channels to produce millions of colors and full-color, dynamic effects.
- Industry-leading controls — Works seamlessly with the complete Philips Color Kinetics line of controllers, including iPlayer 3, Light System Manager, and ColorDial Pro, as well as third-party controllers.
- Universal power input range — Accepts power input of 100 – 240 VAC for consistent installation anywhere in the world.
- Easy installation — Powercore allows long product runs and eliminates the need for special wiring and external power supplies.
- Flexible mounting and positioning — With end-to-end locking power connectors that can make 180° turns, these compact cove fixtures are easy to position in even the most challenging mounting circumstances. 1 ft (305 mm) and 5 ft (1.5 m) jumper cables can add extra space between fixtures. Optional mounting tracks support vertical and overhead positioning.

For detailed product information, please refer to iColor Cove MX Powercore Product Guide at www.philipscolorkinetics.com/ls/rgb/covemx/

Wide beam angle



Medium beam angle



Specifications

Due to continuous improvements and innovations, specifications may change without notice.

Item	Specification	4 ft (1.2 m)
Output	Lumens*	1500 (125° x 120°) 968 (50° x 70°)
	Lumen Maintenance†	120,000 hours L50 @ 25° C 90,000 hours L50 @ 50° C
	LED Channels	Red / Green / Blue
Electrical	Input Voltage	100 – 240 VAC, auto-switching, 50 / 60 Hz
	Power Consumption	50 W maximum at full output, steady state
Control	Interface	Data Enabler Pro (DMX or Ethernet)
	Control System	Philips full range of controllers, including Light System Manager, iPlayer 3, and ColorDial Pro, or third-party controllers
Physical	Dimensions (Height x Width x Depth)	1.64 x 48 x 1.5 in (42 x 1215 x 38 mm) (125° x 120°) 2.00 x 48 x 1.5 in (51 x 1215 x 38 mm) (50° x 70°)
	Weight	4.1 lb (1.85 kg) (125° x 120°) 4.6 lb (2.1 kg) (50° x 70°)
	Housing	Die-cast aluminium, white powder-coated finish.
	Lens	Polycarbonate
	Fixture Connections	Integral male / female connectors
	Temperature Ranges	-4° – 122° F (-20° – 50° C) Operating -4° – 122° F (-20° – 50° C) Startup -40° – 176° F (-40° – 80° C) Storage
	Humidity	0 – 95%, non-condensing
	Fixture Run Lengths	To calculate fixture run lengths and total power consumption for your specific installation, download the Configuration Calculator from www.philipscolorkinetics.com/support/install_tool/
Certification and Safety	Certification	UL / cUL, FCC Class B, CE, PSE, CCC, C-Tick, SAA
	Environment	Dry / Damp Location, IP20

* Lumen measurement complies with IES LM-79-08 testing procedures.



† L50 = 50% lumen maintenance (when light output drops below 50% of initial output). Ambient luminaire temperatures specified. Lumen maintenance calculations are based on lifetime prediction graphs supplied by LED source manufacturers. Calculations for white-light LED fixtures are based on measurements that comply with IES LM-80-08 testing procedures. Refer to www.philipscolorkinetics.com/support/appnotes/lm-80-08.pdf for more information.

Fixtures and Accessories

Item	Type	Item Number	Philips 12NC
iColor Cove MX Powercore 4 ft (1.2 m)	125° x 120°	UL / CE	123-000004-07 910503702587
		CCC	123-000004-09 910503703165
	50° x 70°	UL / CE	123-000004-08 910503702588
		CCC	123-000004-10 910503703166
Mounting Track, White	1 @ 4 ft (1219 mm)	120-000124-00	910503701787
Leader Cable with Terminator	10 ft (3.1 m)	UL / cUL	108-000050-00 910503701686
		CE / CCC	108-000050-01 910503701687
Jumper Cable	1 ft (305 mm)	UL / cUL	108-000049-01 910503701683
		CE / CCC	108-000049-03 910503701685
	5 ft (1.5 m)	UL / cUL	108-000049-00 910503701682
		CE / CCC	108-000049-02 910503701684
Wiring Compartment with Terminator		UL / cUL	120-000077-02 910503701740
Terminators, Quantity 10			120-000099-01 910503704251
Data Enabler Pro	3/4 in / 1/2 in NPT (U.S. trade size conduit)	106-000004-00	910503701210
	PG21 / PG13 (metric size conduit)	106-000004-01	910503701211

Use Item Number when ordering in North America.

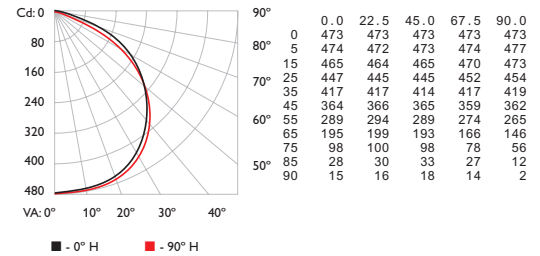
Philips Color Kinetics
3 Burlington Woods Drive
Burlington, Massachusetts 01803 USA
Tel 888.385.5742
Tel 617.423.9999
Fax 617.423.9998
www.philipscolorkinetics.com



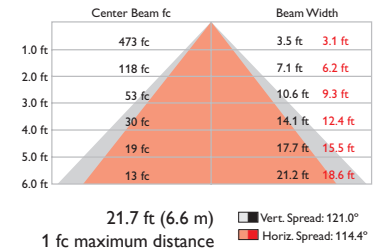
Photometrics

4 ft (1.2 m), 125° x 120° (wide beam angle)

Polar Candela Distribution



Illuminance at Distance

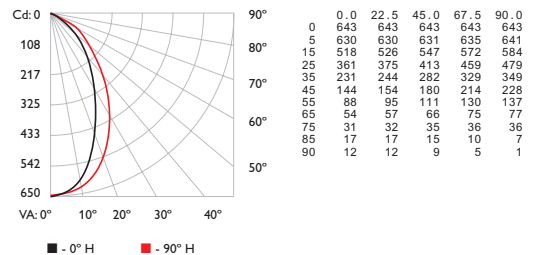


LED	Lumens	Efficacy
RGB	1500	31.3

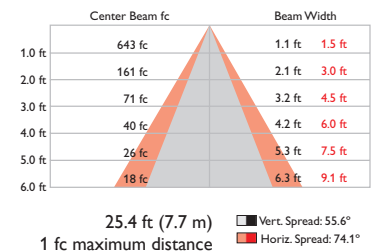
For lux multiply fc by 10.7

4 ft (1.2 m), 50° x 70° (medium beam angle)

Polar Candela Distribution



Illuminance at Distance



LED	Lumens	Efficacy
RGB	968	20.3

For lux multiply fc by 10.7

Copyright © 2010 – 2013 Philips Solid-State Lighting Solutions, Inc. All rights reserved. Chromacore, Chromasic, CK, the CK logo, Color Kinetics, the Color Kinetics logo, ColorBlast, ColorBlaze, ColorBurst, eW Fuse, ColorGraze, ColorPlay, ColorReach, iW Reach, eW Reach, DIMand, EssentialWhite, eW, iColor, iColor Cove, IntelliWhite, iW, iPlayer, Optibin, and Powercore are either registered trademarks or trademarks of Philips Solid-State Lighting Solutions, Inc. in the United States and / or other countries. All other brand or product names are trademarks or registered trademarks of their respective owners. Due to continuous improvements and innovations, specifications may change without notice. DAS-000019-02 R01 04-13