



Date: \_\_\_\_\_ Type: \_\_\_\_\_

Firm Name: \_\_\_\_\_

Project: \_\_\_\_\_

# eW Graze QLX Powercore

4000 K, 15° x 30° beam angle

Performance linear exterior LED wall grazing fixture with solid white light

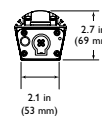
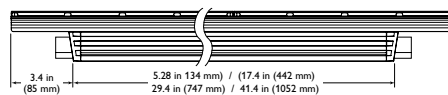
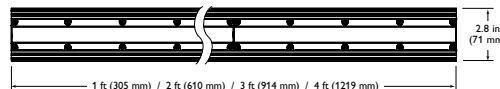


The DesignLights Consortium® (DLC) administers the Qualified Products List, a leading resource

that identifies quality, high-efficiency LED products and sets the bar for efficiency program incentives in the U.S. and Canada.

Visit [designlights.org/qpl](http://designlights.org/qpl) for a complete list of qualified eW Graze Powercore products.

With a light output of up to 595 lumens and power consumption of only 10 W per foot, eW Graze QLX Powercore is perfect for applications calling for a balance of cost and performance. Featuring Powercore technology, fixtures process power directly from line voltage, eliminating the need for external power supplies. Fixtures are available in standard color temperatures of 2700 K, 4000 K, and 5500 K, as well as custom color temperatures ranging from 3000 K to 6500 K. Multiple fixture lengths and beam angles support a large range of façade or surface illumination applications.



- Tailor light output to specific applications — Available in four standard lengths, with standard 9° x 9°, 10° x 60°, 15° x 30°, 30° x 60° and 60° x 30° beam angles.
- High-performance illumination and beam quality — eW Graze Powercore fixtures deliver up to 876 lumens of high-quality white light per foot. Superior beam quality offers striation-free saturation for several feet from fixture placement with no visible light scalloping between fixtures.
- Integrates Powercore technology — Powercore technology rapidly, efficiently, and accurately controls power output to fixtures directly from line voltage over a single standard cable, dramatically simplifying installation and lowering total system cost.
- Versatile installation options — Convenient push-and-click connectors let you easily and rapidly install Leader Cables and Jumper Cables. Multiple cable lengths support a variety of layouts. Constant torque locking hinges offer simple and consistent position control from various angles. The low-profile aluminum housing accommodates placement within most architectural niches.
- Superior color consistency and accuracy — Optibin, an advanced binning algorithm, sets a new standard for the color consistency and uniformity of LED sources used in manufacturing.
- Universal power input range — Fixtures accept a universal power input range of 100 – 277 VAC for consistent installation anywhere in the world.
- “Cool lighting” functionality — eW Graze Powercore fixtures do not heat illuminated surfaces, discharge infrared radiation, or emit ultraviolet light.
- Dimming capability — Patented DIMand technology offers smooth dimming capability with selected commercially available reverse-phase ELV-type dimmers.

For detailed product information, please refer to the eW Graze Powercore Family Product Guide at [www.philipscolorkinetics.com/ls/essentialwhite/ewgrazeqlxpowercore/](http://www.philipscolorkinetics.com/ls/essentialwhite/ewgrazeqlxpowercore/)



## Specifications Due to continuous improvements and innovations, specifications may change without notice.

Item	Specification	1 ft (305 mm)	2 ft (610 mm)	3 ft (914 mm)	4 ft (1219 mm)
Output	Lumens*	581	1162	1743	2324
	Efficacy (lm / W)	61.4			
	CRI	81			
Electrical	Lumen Maintenance†	60,000 hours L70 @ 25° C 60,000 hours L70 @ 50° C 60,000 hours L50 @ 25° C 60,000 hours L50 @ 50° C			
	Input Voltage	100 – 277 VAC, auto-ranging, 50 / 60 Hz			
	Power Consumption	10 W	20 W	30 W	40 W
Control	Dimming	Compatible with selected commercially available reverse-phase ELV-type dimmers‡			
	Dimensions (Height x Width x Depth)	2.7 x 12 x 2.8 in (69 x 305 x 71 mm)	2.7 x 24 x 2.8 in (69 x 610 x 71 mm)	2.7 x 36 x 2.8 in (69 x 914 x 71 mm)	2.7 x 48 x 2.8 in (69 x 1219 x 71 mm)
Physical	Weight	2.1 lb (1.0 kg)	4.6 lb (2.1 kg)	7.1 lb (3.2 kg)	9.3 lb (4.2 kg)
	Housing	Extruded anodized aluminum			
	Lens	Clear polycarbonate			
	Fixture Connectors	Integral male / female waterproof connectors			
	Mounting	Multi-positional, constant torque locking hinges			
	Temperature	-40° – 122° F (-40° – 50° C) Operating -4° – 122° F (-20° – 50° C) Startup -40° – 176° F (-40° – 80° C) Storage			
	Humidity	0 – 95%, non-condensing			
	Vibration Resistance♣	Complies with ANSI C136.31			
	Fixture Run Lengths	To calculate fixture run lengths and total power consumption for your specific installation, download the Configuration Calculator from <a href="http://www.philipscolorkinetics.com/support/install_tool/">www.philipscolorkinetics.com/support/install_tool/</a>			
	Certification and Safety	Certification	UL / cUL, FCC Class A, CE, PSE, C-Tick		
Environment		Dry / Damp / Wet Location, IP66			

\* 1 ft (305 mm) lumen output measurements comply with IES LM-79-08 testing procedures. 2 ft (610 mm), 3 ft (914 mm), and 4 ft (1219 mm) measurements are estimated based on the 1 ft (305 mm) measurements.



† L70 = 70% lumen maintenance (when light output drops below 70% of initial output). L50 = 50% lumen maintenance (when light output drops below 50% of initial output). Ambient luminaire temperatures specified. Lumen maintenance calculations are based on lifetime prediction graphs supplied by LED source manufacturers. Calculations for white-light LED fixtures are based on measurements that comply with IES LM-80-08 testing procedures. Refer to [www.philipscolorkinetics.com/support/appnotes/lm-80-08.pdf](http://www.philipscolorkinetics.com/support/appnotes/lm-80-08.pdf) for more information.

‡ Refer to [www.philipscolorkinetics.com/support/appnotes/](http://www.philipscolorkinetics.com/support/appnotes/) for more information.

♣ eW Graze 1 ft (305 mm) and 2 ft (610 mm) fixture models conform to ANSI C136.31 roadway and area lighting luminaire vibration standards. eW Graze 3 ft (914 mm) and 4 ft (1219 mm) fixtures can be customized for conformance. Please contact your Philips Color Kinetics Lighting Sales group for custom configurations.

## Fixtures

Item	Beam Angle	2700 K		4000 K		5500 K	
		Item Number	Philips 12NC	Item Number	Philips 12NC	Item Number	Philips 12NC
eW Graze QLX Powercore 1 ft (305 mm)	9° x 9°	523-000081-00	910503703153	523-000081-01	910503703748	523-000081-02	910503703749
	10° x 60°	523-000081-03	910503703750	523-000081-04	910503703751	523-000081-05	910503703752
	15° x 30°	523-000081-06	910503703753	523-000081-07	910503703754	523-000081-08	910503703755
	30° x 60°	523-000081-09	910503703756	523-000081-10	910503703757	523-000081-11	910503703758
	60° x 30°	523-000081-12	910503703759	523-000081-13	910503703760	523-000081-14	910503703761
eW Graze QLX Powercore 2 ft (610 mm)	9° x 9°	523-000081-15	910503703762	523-000081-16	910503703763	523-000081-17	910503703764
	10° x 60°	523-000081-18	910503703765	523-000081-19	910503703766	523-000081-20	910503703767
	15° x 30°	523-000081-21	910503703768	523-000081-22	910503703769	523-000081-23	910503703770
	30° x 60°	523-000081-24	910503703771	523-000081-25	910503703772	523-000081-26	910503703773
eW Graze QLX Powercore 3 ft (914 mm)	60° x 30°	523-000081-27	910503703774	523-000081-28	910503703775	523-000081-29	910503703776
	9° x 9°	523-000081-30	910503703777	523-000081-31	910503703778	523-000081-32	910503703779
	10° x 60°	523-000081-33	910503703780	523-000081-34	910503703781	523-000081-35	910503703782
	15° x 30°	523-000081-36	910503703783	523-000081-37	910503703784	523-000081-38	910503703785
	30° x 60°	523-000081-39	910503703786	523-000081-40	910503703787	523-000081-41	910503703788
eW Graze QLX Powercore 4 ft (1219 mm)	60° x 30°	523-000081-42	910503703789	523-000081-43	910503703790	523-000081-44	910503703791
	9° x 9°	523-000081-45	910503703792	523-000081-46	910503703793	523-000081-47	910503703794
	10° x 60°	523-000081-48	910503703795	523-000081-49	910503703796	523-000081-50	910503703797
	15° x 30°	523-000081-51	910503703798	523-000081-52	910503703799	523-000081-53	910503703801
	30° x 60°	523-000081-54	910503703802	523-000081-55	910503703803	523-000081-56	910503703804
	60° x 30°	523-000081-57	910503703805	523-000081-58	910503703806	523-000081-59	910503703807

Use Item Number when ordering in North America.

## Accessories

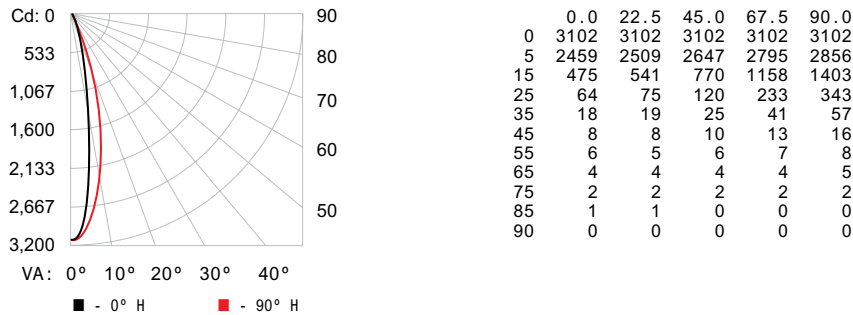
Item	Type		Item Number	Philips 12NC
Leader Cable with Terminator	UL / cUL	10 ft (3.0 m)	108-000056-03	910503704071
		50 ft (15.2 m)	108-000056-00	910503703138
	CE / PSE	10 ft (3.0 m)	108-000056-04	910503704072
		50 ft (15.2 m)	108-000056-01	910503704069
Jumper Cable	UL / cUL	End-to-End	108-000057-00	910503703139
		1 ft (305 mm)	108-000057-03	910503704076
		5 ft (1.5 m)	108-000057-06	910503704079
	CE / PSE	10 ft (3.0 m)	108-000057-09	910503704082
		20 ft (6.1 m)	108-000057-12	912400130304
		30 ft (9.1 m)	108-000057-15	912400130306
		End-to-End	108-000057-01	910503704074
		1 ft (305 mm)	108-000057-04	910503704077
		5 ft (1.5 m)	108-000057-07	910503704080
		10 ft (3.0 m)	108-000057-10	910503704083
Glare Shield		20 ft (6.1 m)	108-000057-13	912400130299
		30 ft (9.1 m)	108-000057-16	912400130307
		1 ft (305 mm)	120-000081-00	910503700745
		2 ft (610 mm)	120-000081-01	910503700746
Additional Terminators	Quantity 10	3 ft (914 mm)	120-000081-02	910503700747
		4 ft (1219 mm)	120-000081-03	910503700748
		Quantity 10	120-000157-00	910503703142
Additional Hinge	Quantity 1		120-000098-00	910503700772

Use Item Number when ordering in North America.

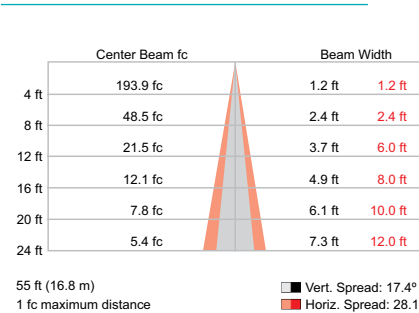
## Photometrics

eW Graze QLX Powercore  
4000 K, 1 ft, 15° x 30° beam angle

### Polar Candela Distribution



### Illuminance at Distance



Lumens	Efficacy
581	61.4 lm / W

For lux multiply fc by 10.7



Philips Color Kinetics  
3 Burlington Woods Drive  
Burlington, Massachusetts 01803 USA  
Tel 888.385.5742  
Tel 617.423.9999  
Fax 617.423.9998  
www.philipscolorkinetics.com  
@ColorKinetics

Copyright © 2013 - 2014 Philips Solid-State Lighting Solutions, Inc. All rights reserved.  
Chromacore, Chromasic, CK, the CK logo, Color Kinetics, the Color Kinetics logo, ColorBlast, ColorBlaze, ColorBurst, eW Fuse, ColorGraze, ColorPlay, ColorReach, iW Reach, eW Reach, DiMand, EssentialWhite, eW, iColor, iColor Cove, IntelliWhite, iW, iPlayer, Optibin, and Powercore are either registered trademarks or trademarks of Philips Solid-State Lighting Solutions, Inc. in the United States and / or other countries. All other brand or product names are trademarks or registered trademarks of their respective owners. Due to continuous improvements and innovations, specifications may change without notice. DAS-000117-28 R01 10-14