



Date: _____ Type: _____

Firm Name: _____

Project: _____

ColorBurst Powercore

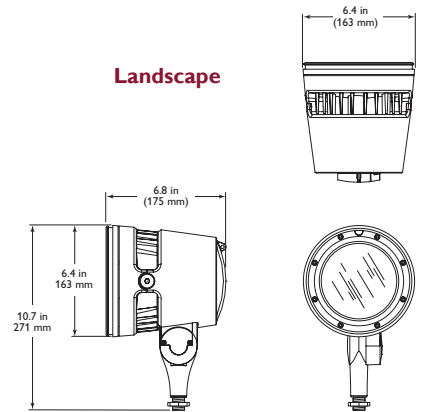
41° spread lens

Architectural and landscape LED spotlight with intelligent color light

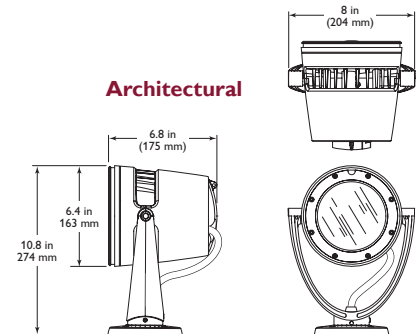
ColorBurst Powercore is a high-output, exterior-rated LED lighting fixture designed for accent and site lighting. Standard format Architectural and Landscape fixtures deliver full-color light output of up to 647 lumens to support a range of dynamic uplighting, floodlighting, and decorative lighting applications.

- Integrates patented Powercore technology — Powercore technology rapidly, efficiently, and accurately controls power output to fixtures directly from line voltage. The Philips Color Kinetics Data Enabler Pro merges line voltage and control data and delivers them to the fixture over a single standard cable, dramatically simplifying installation and lowering total system cost.
- Flexible mounting options in architectural applications — ColorBurst Powercore Architectural fixtures feature an integrated yoke with canopy base for mounting to standard US junction boxes or directly to a flat surface or substrate as local codes permit.
- Support for a wide range of landscape applications — ColorBurst Powercore Landscape fixtures feature a 1/2 in NPT threaded post for mounting to standard junction boxes and third-party mounting accessories for use in softscape and hardscape applications.
- Outdoor rated — With a rugged, die-cast aluminum housing fully sealed for maximum fixture life and IP66-rated for outdoor applications, ColorBurst Powercore is ideal for use in damp or wet locations.
- Exchangeable optics and accessories — Available 14°, 23°, 41°, and asymmetric 10° x 41° spread lenses project a soft-edge beam to support a wide range of lighting applications. Native 8° beam angle offers extended light projection.
- Versatile light positioning — ColorBurst Powercore fixtures can tilt through a full 180°. ColorBurst Powercore Architectural fixtures can also rotate through a full 360° for

Landscape



Architectural



precise aiming. Locking nuts accept standard hex wrenches to secure fixtures firmly in position.

- Universal power input range — ColorBurst Powercore accepts a universal power input range of 100 to 240 VAC, allowing long fixture runs and consistent installation in any location around the world.
- Industry-leading controls — ColorBurst Powercore works seamlessly with the complete line of Philips Color Kinetics controllers, including Light System Manager, iPlayer 3, and ColorDial Pro, as well as third-party controllers.

For detailed product information, please refer to the ColorBurst Powercore Product Guide at www.philipscolorkinetics.com/lis/rgb/colorburstpc/

PHILIPS

Specifications

Due to continuous improvements and innovations, specifications may change without notice.

Item	Specification	Details
	Lumens*	552
	LED Channels	Red / Green / Blue
	Lumen Maintenance†	120,000 hours L50 @ 25° C 70,000 hours L50 @ 50° C
Electrical	Input Voltage	100 – 240 VAC, auto-switching, 50 / 60 Hz via Data Enabler Pro
	Power Consumption	30 W maximum at full output, steady state
Control	Interface	Data Enabler Pro (DMX / Ethernet)
	Control System	Philips full range of controllers, including Light System Manager, iPlayer 3, and ColorDial Pro, or third-party controllers
Physical	Dimensions (Height x Width x Depth)	10.8 x 8.0 x 6.8 in (274 x 204 x 175 mm) Architectural 10.7 x 6.4 x 6.8 in (271 x 163 x 175 mm) Landscape
	Weight	11 lb (5 kg) Architectural 7.4 lb (3.4 kg) Landscape
	Housing	Die-cast aluminium, powder-coated finish
	Lens	Tempered glass
	Fixture Connections	6 ft (1.8 m) unified power / data cable with flying leads Architectural 6 in (152 mm) flying leads Landscape
	Temperature Ranges	-40° – 122° F (-40° – 50° C) Operating -4° – 122° F (-20° – 50° C) Startup -40° – 176° F (-40° – 80° C) Storage
	Vibration Resistance	ANSI C136.31 (Architectural only)
	Humidity	0 – 95%, non-condensing
	Fixture Run Lengths	To calculate fixture run lengths and total power consumption for your specific installation, download the Configuration Calculator from www.philipscolorkinetics.com/support/install_tool/
Certification and Safety	Certification	UL / cUL, FCC Class A, CE, PSE, C-Tick, CQC, SAA
	Environment	Dry / Damp / Wet Location, IP66

* Lumen measurement complies with IES LM-79-08 testing procedures.

† L50 = 50% lumen maintenance (when light output drops below 50% of initial output). Ambient luminaire temperatures specified.

Lumen maintenance calculations are based on lifetime prediction graphs supplied by LED source manufacturers. Calculations for white-light LED fixtures are based on measurements that comply with IES LM-80-08 testing procedures. Refer to www.philipscolorkinetics.com/support/appnotes/lm-80-08.pdf for more information.



CHROMACORE[®]
CK TECHNOLOGY

OPTIBIN[®]
CK TECHNOLOGY

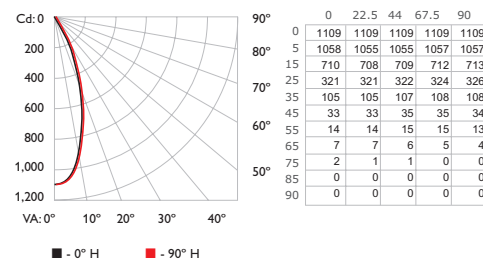
POWERCORE[®]
CK TECHNOLOGY

Photometrics

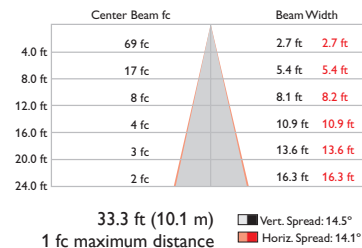
ColorBurst Powercore

41° spread lens

Polar Candela Distribution



Illuminance at Distance



LED	Lumens	Efficacy
RGB	552	20.9

For lux multiply fc by 10.7

Fixtures and Data Enabler Pro

Item	Type	Item Number	Philips 12NC
ColorBurst Powercore Landscape	Gray	123-000015-00	910503700578
	Black	123-000015-03	910503701703
	White	123-000015-06	910503701706
ColorBurst Powercore Architectural	Gray	123-000015-01	910503700639
	Black	123-000015-04	910503701704
	White	123-000015-07	910503701707
ColorBurst Powercore Architectural CQC	Gray	123-000015-02	910503701702
	Black	123-000015-05	910503701705
	White	123-000015-08	910503701708
Data Enabler Pro	3/4 in / 1/2 in NPT (US trade size conduit)	106-000004-00	910503701210
	PG21 / PG13 (metric size conduit)	106-000004-01	910503701211

Use Item Number when ordering in North America.

Accessories

Item	Type	Item Number	Philips 12NC
Trim Ring	Gray	120-000103-00	910503701212
	Black	120-000103-06	910503701734
	White	120-000103-12	910503701737
45° Glare Shield	Gray	120-000103-01	910503701213
	Black	120-000103-07	910503701735
	White	120-000103-13	910503701738
Full Height Glare Shield	Gray	120-000103-02	910503701214
	Black	120-000103-08	910503701736
	White	120-000103-14	910503701739
Honeycomb Louver	Black	120-000104-00	910503701215
Spread Lenses	14°	120-000080-00	910503700609
	23°	120-000080-01	910503700610
	41°	120-000080-02	910503700611
	10° x 41° asymmetric	120-000080-03	910503700612

Use Item Number when ordering in North America.



Philips Color Kinetics
3 Burlington Woods Drive
Burlington, Massachusetts 01803 USA
Tel 888.385.5742
Tel 617.423.9999
Fax 617.423.9998
www.philipscolorkinetics.com

Copyright © 2010 – 2012 Philips Solid-State Lighting Solutions, Inc. All rights reserved.
Chromacore, Chromasic, CK, the CK logo, Color Kinetics, the Color Kinetics logo, ColorBlast, ColorBlaze, ColorBurst, ColorGraze, ColorPlay, ColorReach, iV Reach, eW Reach, eW Fuse, DIMand, EssentialWhite, eV, iColor, iColor Cove, IntelliWhite, iV, iPlayer, Optibin, and Powercore are either registered trademarks or trademarks of Philips Solid-State Lighting Solutions, Inc. in the United States and / or other countries. All other brand or product names are trademarks or registered trademarks of their respective owners. Due to continuous improvements and innovations, specifications may change without notice.

DAS-000029-04 R04 07-12