

Date: _____ Type: _____

Firm Name: _____

Project: _____



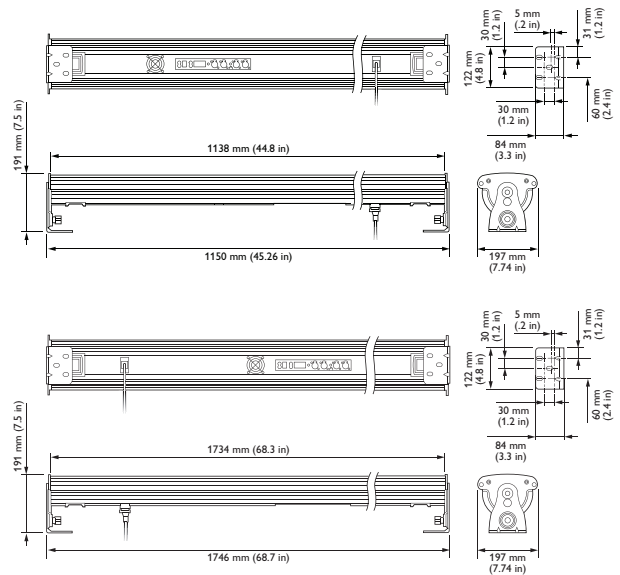
ColorBlaze Upgrade Kit

RGBW

Upgrade for ColorBlaze industry-standard theatrical and rental LED batten

The ColorBlaze Upgrade Kit retrofits any ColorBlaze 48 or ColorBlaze 72 fixture to four-channel RGBW operation. Expanded on-board controls feature a range of new functions, including multiple color control modes, 8- and 16-bit resolution, a configurable intensity channel, transition speeds, dimming curves, improved color consistency with Chromasync technology, and three built-in effects (Fixed Color, Color Wash, and Chasing Rainbow).

- Versatile, intense light output — Upgraded fixtures provide significant improvements in lumen output. Controllable in increments of 152 mm (6 in) to 1.8 m (6 ft), fixtures deliver stunning effects and intense washes of color for flooding surfaces and stages.
- Expanded color palettes — Channels of amber or neutral white LEDs seamlessly blend with channels of red, green, and blue LEDs to produce significantly expanded color palettes. In addition to the millions of saturated colors achievable with standard RGB lighting fixtures, RGBW fixtures provide high-quality white light, while RGBA fixtures create intense yellows and an extended range of subtle pastel colors.
- Flexible color control — Choose from four-channel RGBW or RGBA in / out and three-channel RGB in mapped to four-channel RGBW or RGBA out.
- Superior color consistency and accuracy — Optibin, an advanced binning algorithm, sets a new standard for the color consistency and uniformity of LED sources used in manufacturing. Chromasync technology achieves unprecedented consistency of light performance and color precision across multiple fixtures in an installation, while maximizing intensity and color range.
- Adjustable dimming curves and transition speeds — 16-bit resolution supports smooth dimming and precise color control. Adjustable dimming curves and LED transition speeds emulate the behavior of other Philips Color Kinetics fixtures and conventional theatrical fixtures with DMX dimming.
- Pushbutton addressing and configuration — Onboard addressing offers easy configuration without external addressing tools.
- Built-in effects — Offers Fixed Color, Color Wash, and Chasing Rainbow effects, without the need for an external controller.



For detailed product information, please refer to the ColorBlaze Product Guide at www.colorkinetics.com/ls/rgb/colorblazeupgrade/

PHILIPS

Specifications

Due to continuous improvements and innovations, specifications may change without notice.

Item	Specification	ColorBlaze 48	ColorBlaze 72
Output	Beam Angle	10° / 18°	
	Lumens*	8023 (10°) 8460 (18°)	12034 (10°) 12690 (18°)
	LED Channels	Red / Green / Blue / White	
	Mixing Distance	6 in (152 mm) to uniform light	
	Lumen Maintenance†	71,000 hours L70 @ 50° C 71,000 hours L70 @ 25° C 71,000 hours L50 @ 50° C 74,000 hours L50 @ 25° C	
Electrical	Input Voltage	100 – 240 VAC, auto-switching, 50 / 60 Hz	
	Power Consumption	280 W	420 W
Control	Interface	DMX	
	Control System	Philips full range of controllers, including ColorDial Pro, Light System Manager, and iPlayer 3, or third-party controllers	
Physical	Dimensions (Height x Width x Depth)	191 x 1150 x 165 mm (7.5 x 68.7 x 6.5 in)	
	Weight	18.1 kg (44 lb)	
	Housing	Extruded aluminium, black finish	
	Lens	Clear polycarbonate	
	Fixture Connections	IEC power cable, RJ45, Ethercon, or XLR-5 data connections	
	Temperature Ranges	-40° – 50° C (-40° – 122° F) Operating -20° – 50° C (-4° – 122° F) Startup -40° – 80° C (-40° – 176° F) Storage	
Certification and Safety	Certification	UL / cUL, CE	
	Environment	Dry Location, IP20	

* Lumen measurement complies with IES LM-79-08.

† L70 = 70% lumen maintenance (when light output drops below 70% of initial output). L50 = 50% lumen maintenance (when light output drops below 50% of initial output). Ambient luminaire temperatures specified. Lumen maintenance calculations are based on lifetime prediction graphs supplied by LED source manufacturers. Calculations for white-light LED fixtures are based on measurements that comply with IES LM-80-08 testing procedures. Refer to www.philipscolorkinetics.com/support/appnotes/lm-80-08.pdf for more information



ColorBlaze Upgrade Kit

Fixture	Beam Angle	Item Number	Philips 12NC
ColorBlaze 48 Upgrade Kit	10°	116-000037-01	910503704726
	18°	116-000035-01	910503704678
ColorBlaze 72 Upgrade Kit	10°	116-000038-01	910503704727
	18°	116-000036-01	910503704680

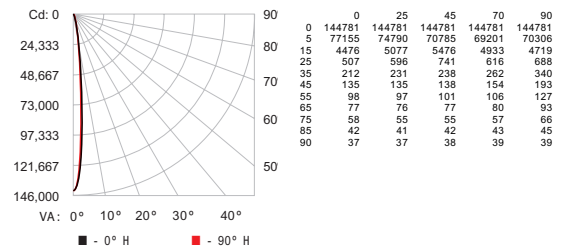
Use Item Number when ordering in North America.



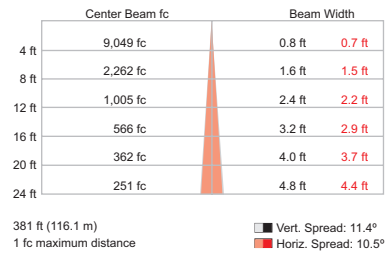
Philips Color Kinetics
3 Burlington Woods Drive
Burlington, Massachusetts 01803 USA
Tel 888.385.5742
Tel 617.423.9999
Fax 617.423.9998
www.colorkinetics.com

ColorBlaze 48 with Upgrade Kit, RGBW, 10° Beam Angle

Polar Candela Distribution



Illuminance at Distance

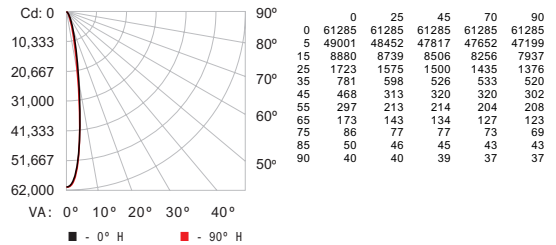


For lux multiply fc by 10.7

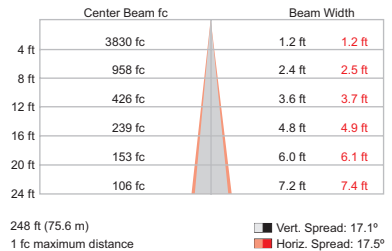
Lumens	Efficacy
8023	36.4 lm / W

ColorBlaze 48 with Upgrade Kit, RGBW, 18° Beam Angle

Polar Candela Distribution



Illuminance at Distance



For lux multiply fc by 10.7

Lumens	Efficacy
8460	38.3 lm / W

Copyright © 2014 Philips Solid-State Lighting Solutions, Inc. All rights reserved.
Chromacore, Chromasic, CK, the CK logo, Color Kinetics, the Color Kinetics logo, ColorBlast, ColorBlaze, ColorBurst, ColorGraze, ColorPlay, ColorReach, iW Reach, eW Reach, DIMand, EssentialWhite, eW, iColor, iColor Cove, IntelliWhite, iW, iPlayer, Optibin, and Powercore are either registered trademarks or trademarks of Philips Solid-State Lighting Solutions, Inc. in the United States and / or other countries. All other brand or product names are trademarks or registered trademarks of their respective owners. Due to continuous improvements and innovations, specifications may change without notice. DAS-000132-01 R00 1-14