

**PHILIPS**



EvenBalance  
Essential White  
Powercore

LED Luminaire

Date: \_\_\_\_\_

Type: \_\_\_\_\_

Firm Name: \_\_\_\_\_

Project: \_\_\_\_\_



# EvenBalance Essential White Powercore

2700 K, 1219 mm (4 ft), Grazing

Interior linear solid white light forward throw  
asymmetric luminaire

EvenBalance Essential White Powercore is a compact interior linear luminaire that is ideal for washing and grazing applications where uniform light is paramount. The forward-throw asymmetric optic efficiently provides industry-leading illuminance uniformity. Two beam spreads: Washing and Grazing, two lengths: 305 mm (1 ft) and 1219 mm (4 ft), and the ability to continuously rotate the luminaire up to 180° enable a high degree of flexibility for lighting designers when using EvenBalance Essential White Powercore.

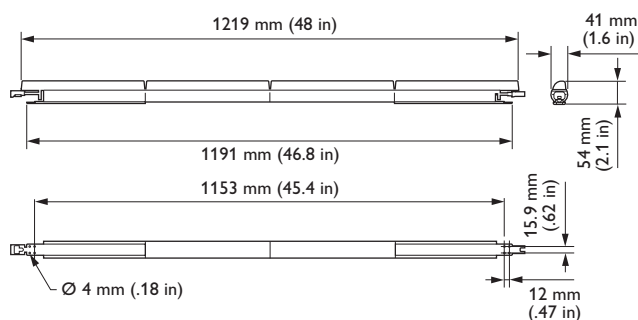
# EvenBalance Essential White Powercore

## Interior linear solid white light forward throw asymmetric luminaire

- Uniform illumination—EvenBalance Essential White Powercore delivers a uniformity ratio of less than 3:1 on a 3 m (9 ft) wall with an 0.5 m (1.5 ft) setback.
- Precise control of light—Asymmetric optic design provides precise control of light and delivers more illumination with higher uniformity at a lower power than comparable fluorescent asymmetric reflector solutions.
- Accentuate texture—The grazing beam spread of EvenBalance eW Powercore evenly accentuates the surface of a textured wall at a 50 mm (2 in) setback.
- Integrates patented Powercore technology—Powercore rapidly, efficiently, and accurately controls power directly from line voltage, eliminating the need for an external power supply. Contractor-friendly installation dramatically simplifies installation and lowers total system cost.
- Multiple color temperatures—Available in 2700 K, 3000 K, 3500 K, and 4000 K color temperatures for applications calling for warm, neutral, or cool white light.
- Simple installation—The linear design and small form factor of EvenBalance Essential White Powercore makes it easy to install, conceal, in tight interior spaces. The 180° continuous rotation and constant torque rotation make the luminaire extremely adaptable in any application.
- Support for multiple voltages—Accepts line voltage of 100 – 277 VAC for consistent installation and operation around the world.
- Dimming capability—Patented DIMand technology offers smooth dimming capability with selected commercially available reverse-phase ELV-type dimmers.

For detailed product information, please refer to the EvenBalance Essential White Powercore Product Guide at [www.colorkinetics.com/l/essentialwhite/EvenBalance/](http://www.colorkinetics.com/l/essentialwhite/EvenBalance/)

## Dimensions



# Specifications

Due to continuous improvements and innovations, specifications may change without notice.

Date: \_\_\_\_\_  
 Type: \_\_\_\_\_  
 Firm Name: \_\_\_\_\_  
 Project: \_\_\_\_\_



## EvenBalance Essential White Powercore 2700 K, 1219 mm (4 ft), Grazing

### Output

Color Temperature*	2700 K
Beam	Grazing with 50 mm (2 in) setback
Lumens†	3056
Efficacy (lm/W)	67
CRI	80

### Electrical

Input Voltage	100–277 VAC, auto-switching, 50/60 Hz
Power Consumption	50 W <i>(Maximum at full output, steady state)</i>
Power Factor	0.99 @ 120 VAC

### Control

#### Dimmer‡

Compatible with selected commercially available reverse-phase ELV-type dimmers

### Lumen Maintenance

Threshold§	Ambient Temperature	Reported¶	Calculated¶
L <sub>90</sub>	25 °C	> 54,000	
	50 °C	> 54,000	
L <sub>80</sub>	25 °C		> 100,000
	50 °C		> 100,000
L <sub>70</sub>	25 °C		> 100,000
	50 °C		> 100,000

### Physical

Dimensions <i>(Height x Width x Depth)</i>	54 x 1219 x 41 mm (2.1 x 48 x 1.6 in)
Weight	1.98 kg (4.37 lb)
Housing Material	Die-cast aluminium, white powder-coated finish
Lens	Polycarbonate
Luminaire Connections	Integral male/female connectors

### Temperature Ranges

-40° – 50° C (-40° – 122° F) Operating  
 -20° – 50° C (-4° – 122° F) Startup  
 -40° – 80° C (-40° – 176° F) Storage

Humidity 0 to 95%, non-condensing

### Luminaire Run Length

To calculate luminaire run lengths and total power consumption for your specific installation, download the Configuration Calculator from [www.colorkinetics.com/support/install\\_tool/](http://www.colorkinetics.com/support/install_tool/)

### Certification and Safety

Approbation	UL/cUL, CE, FCC Class B, CE, C-Tick
Environment	UL Dry/Damp Location, IP20



\* Correlated color temperature (CCT) complies with ANSI C78.377-2008 for the chromaticity of solid state lighting products.

† 305 mm (1 ft) lumen output measurements comply with IES LM-79-08 testing procedures. 1219 mm (4 ft) measurements are estimated based on the 305 mm (1 ft) measurements.

‡ Refer to [www.colorkinetics.com/support/appnotes/](http://www.colorkinetics.com/support/appnotes/) for more information.

§ L<sub>xx</sub> = 70% lumen maintenance (when light output drops below 70% of initial output). All values are given at B10, or the median value where 90% of the LED population is better than the reported or calculated lumen maintenance measurement.

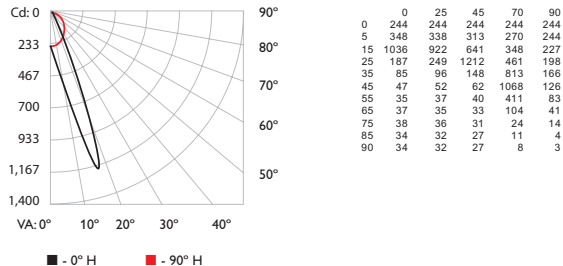
¶ Lumen maintenance figures are based on lifetime prediction graphs supplied by LED source manufacturers. Whenever possible, figures use measurements that comply with IES LM-80-08 testing procedures. In accordance with TM-21-11, Reported values represent the interpolated value based on six times the LM-80-08 total test duration (in hours). Calculated values represent time durations that exceed six times the total test duration.

# EvenBalance Essential White Powercore Photometrics 2700 K, 305 mm (12 in)

Photometric data is based on test results from an independent NIST traceable testing lab. IES data is available at [www.colorkinetics.com/support/ies](http://www.colorkinetics.com/support/ies).

Beam	Grazing with 50 mm (2 in) setback
LED	2700 K
Lumens	764
Efficacy (lm/W)	67

## Polar Candela Distribution

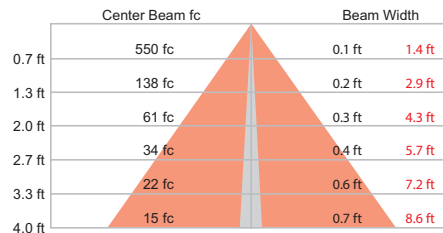


## Zonal Lumen

Zone	Lumens	% Luminaires
0-30	294.2	38.5%
0-40	429.6	56.3%
0-60	616.4	80.7%
0-90	717.2	93.9%
60-90	100.8	13.2%
70-100	72.2	9.5%
90-120	40.6	5.3%
90-180	46.4	6.1%
0-180	763.6	100.0%

For lux multiply fc by 10.7

## Illuminance at Distance



15.6 ft (4.8 m)  
1 fc maximum distance  
Vert. Spread: 9.5°  
Horiz. Spread: 94.1°

## Coefficients of Utilization - Zonal Cavity Method

RCC %:	Effective Floor Cavity Reflectance: 20%																		
	80			70			50			30			10			0			
RW %:	70	50	30	0	70	50	30	0	50	30	20	50	30	20	50	30	20	0	
RCR:	0	1.18	1.18	1.18	1.14	1.14	1.14	0.94	1.08	1.08	1.08	1.02	1.02	1.02	0.96	0.96	0.96	0.84	
	1	1.08	1.04	1.00	0.97	1.05	1.01	0.98	0.81	0.96	0.93	0.90	0.91	0.89	0.87	0.86	0.85	0.83	0.80
	2	1.00	0.93	0.87	0.81	0.97	0.90	0.85	0.71	0.86	0.81	0.77	0.82	0.78	0.75	0.78	0.75	0.72	0.70
	3	0.92	0.83	0.76	0.70	0.89	0.81	0.74	0.63	0.77	0.72	0.67	0.74	0.69	0.65	0.71	0.67	0.63	0.61
	4	0.86	0.75	0.67	0.61	0.83	0.73	0.66	0.56	0.70	0.64	0.59	0.67	0.62	0.58	0.64	0.60	0.56	0.54
	5	0.79	0.68	0.60	0.54	0.77	0.67	0.59	0.50	0.64	0.57	0.52	0.61	0.56	0.51	0.59	0.54	0.50	0.48
	6	0.74	0.62	0.54	0.48	0.72	0.61	0.53	0.45	0.58	0.52	0.47	0.56	0.51	0.46	0.54	0.49	0.45	0.43
	7	0.69	0.57	0.49	0.43	0.67	0.56	0.48	0.41	0.54	0.47	0.42	0.52	0.46	0.42	0.50	0.45	0.41	0.39
	8	0.65	0.52	0.45	0.39	0.63	0.51	0.44	0.37	0.50	0.43	0.38	0.48	0.42	0.38	0.47	0.41	0.37	0.36
	9	0.61	0.48	0.41	0.36	0.59	0.48	0.41	0.34	0.46	0.40	0.35	0.45	0.39	0.35	0.43	0.38	0.34	0.32
	10	0.57	0.45	0.38	0.33	0.56	0.44	0.37	0.31	0.43	0.37	0.32	0.42	0.36	0.32	0.40	0.35	0.32	0.30

## Luminaire and Accessories

Use Item Number when ordering in North America.

Luminaire	Item Number	Philips I2NC
EvenBalance Essential White Powercore 2700 K, 1219 mm (4 ft), Grazing	523-000099-04	912400134215
<b>Accessories</b>		
Leader Cable with Terminator and Strain Relief, UL/cUL, 3 m (10 ft)	108-000047-00	910503700972
Leader Cable with Terminator and Strain Relief, CE/CCC, 3 m (10 ft)	108-000047-01	910503700973
Wiring Compartment with Terminator, UL/cUL, 44.5 x 44.5 x 111.1 mm (1.75 x 1.75 x 4.38 in)	120-000077-01	910503700994
Jumper Cable, UL/cUL, 305 mm (12 in)	108-000048-00	910503700974
Jumper Cable, UL/cUL, 1.5 m (5 ft)	108-000048-01	910503700975
Jumper Cable, CE/CCC, 305 mm (12 in)	108-000048-02	910503700976
Jumper Cable, CE/CCC, 1.5 m (5 ft)	108-000048-03	910503700977
Terminators, Box of 10	120-000099-00	910503701120
Mounting Track, White, 1219 mm (4 ft)	120-000124-00	910503701787

Copyright © 2017 Philips Lighting Holding B.V. All rights reserved. Chromacore, Chromasic, CK, the CK logo, Color Kinetics, the Color Kinetics logo, ColorBlast, ColorBlaze, ColorBurst, eW Fuse, ColorGraze, ColorPlay, ColorReach, iW Reach, eW Reach, DIMand, EssentialWhite, eW, EvenBalance, iColor, iColor Cove, IntelliWhite, iW, iPlayer, Optibin, and Powercore are either registered trademarks or trademarks of Philips Lighting Holding B.V. in the United States and/or other countries. All other brand or product names are trademarks or registered trademarks of their respective owners. Due to continuous improvements and innovations, specifications may change without notice.

DAS-000150-10 R01 20 Jun 2017



Philips Color Kinetics  
[www.philips.com/colorkinetics](http://www.philips.com/colorkinetics)