

OUTDOOR PHOTOMETRIC REPORT

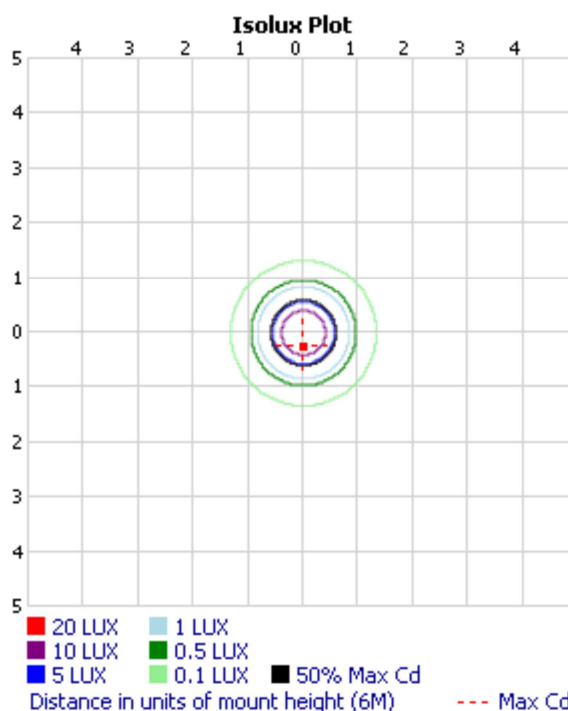
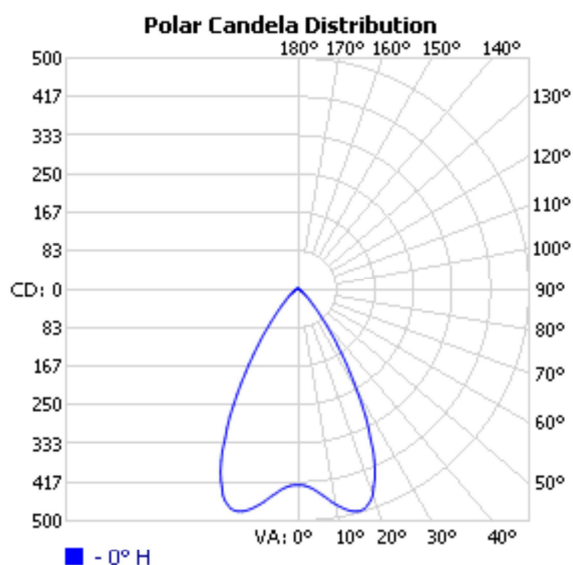


CATALOG: ICON-808-W30-56


MANUFACTURER: DIGILIN PTY LTD.
 TEST #: PHOTOMETRIC WORKSHEET 23060901
 CATALOG #: ICON-808-W30-56
 LUMINAIRE: LED DOWNLIGHT 56 DEGREE. 3000K. 8WATT. DIGILIN CODE SW30-C170 MACHINED ALUMINIUM CONSTRUCTION. 82MM TRIM DIAMETER. TESTED AT 304MA DRIVE CURRENT TESTED AT STABILISED OPERATING TEMPERATURE. TA =25 DEGREES. NOTE. LAMP LUMENS IS "TYPICAL" FOR LED BIN, FROM LED MANUFACTURERS DATA SHEET - NOT MEASURED. LUMINOUS OPENING 42.0MM DIA. THE SAMPLE WAS TESTED AT A DISTANCE OF 0.71M
 LAMP OUTPUT: 1 LAMP, RATED LUMENS/LAMP: 655
 INPUT WATTAGE: 8
 LUMINOUS OPENING:CIRCULAR (DIA: 0.04M)

No
Photo
Available

MAX CD: 496.3 AT HORIZONTAL: 0°, VERTICAL: 15°
 CUTOFF CLASS: FULL CUTOFF
 ROADWAY CLASS: TYPE V
 EFFICIENCY: 77.1%



VISUAL PHOTOMETRIC TOOL 1.2.39 COPYRIGHT 2012, ACUITY BRANDS LIGHTING
 REPORTED DATA CALCULATED FROM MANUFACTURER'S DATA FILE, BASED ON IESNA RECOMMENDED METHODS.

 PHOTOMETRIC WORKSHEET 23060901
 VISUAL PHOTOMETRIC TOOL

PAGE 1 OF 4

For more information please contact

lightmoves (03) 9701 2500
 info@lightmoves.com.au

138-146 Browns Rd, Noble Park VIC 3174

OUTDOOR PHOTOMETRIC REPORT
 CATALOG: ICON-808-W30-56



ZONAL LUMEN SUMMARY

ZONE	LUMENS	% LAMP	% LUMINAIRE
0-30	352.7	53.9%	69.9%
0-40	449.7	68.7%	89.1%
0-60	495.9	75.7%	98.2%
60-90	8.9	1.4%	1.8%
70-100	2.9	0.4%	0.6%
90-120	0	0%	0%
0-90	504.8	77.1%	100%
90-180	0	0%	0%
0-180	504.8	77.1%	100%

LUMENS PER ZONE

ZONE	LUMENS	% TOTAL	ZONE	LUMENS	% TOTAL
0-10	42.8	8.5%	90-100	0	0%
10-20	138.3	27.4%	100-110	0	0%
20-30	171.6	34.0%	110-120	0	0%
30-40	96.9	19.2%	120-130	0	0%
40-50	33.6	6.7%	130-140	0	0%
50-60	12.6	2.5%	140-150	0	0%
60-70	6.0	1.2%	150-160	0	0%
70-80	2.3	0.5%	160-170	0	0%
80-90	0.6	0.1%	170-180	0	0%

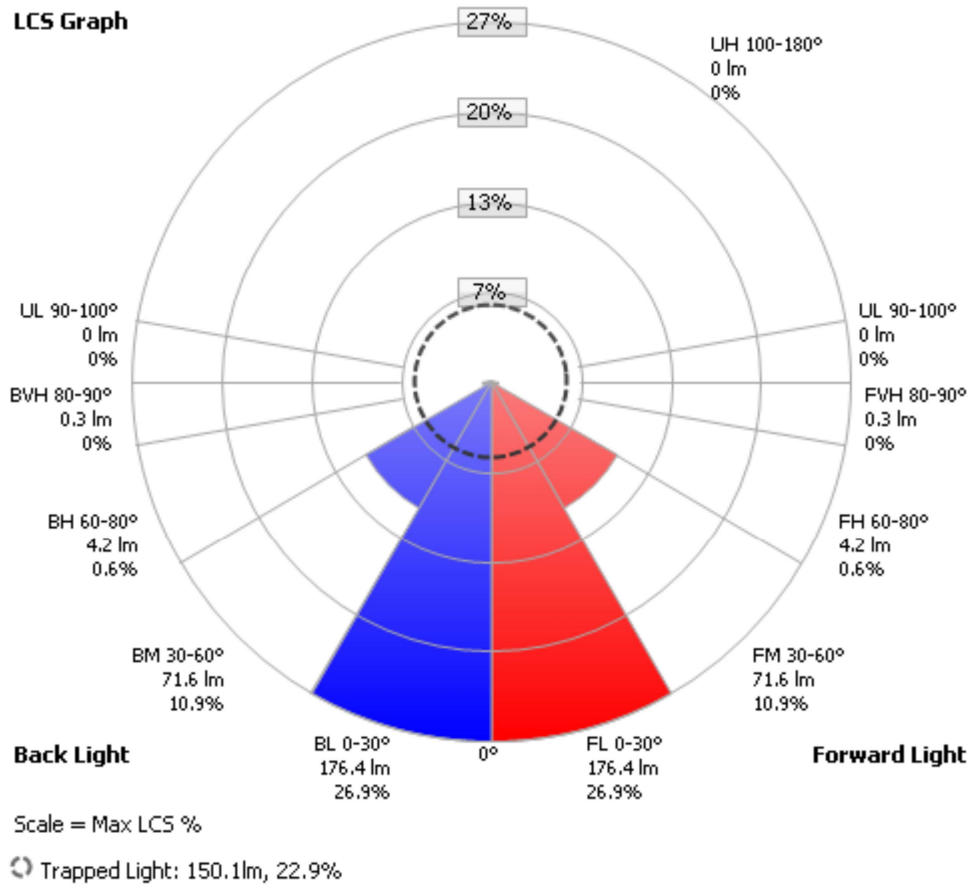
ROADWAY SUMMARY

CUTOFF CLASSIFICATION:	FULL CUTOFF	
DISTRIBUTION:	TYPE V	
MAX CD, 90 DEG VERT:	0	
MAX CD, 80 TO <90 DEG:	1.2	
	<u>LUMENS</u>	<u>% LAMP</u>
DOWNWARD STREET SIDE:	252.4	38.5%
DOWNWARD HOUSE SIDE:	252.4	38.5%
DOWNWARD TOTAL:	504.9	77.1%
UPWARD STREET SIDE:	0	0%
UPWARD HOUSE SIDE:	0	0%
UPWARD TOTAL:	0	0%
TOTAL LUMENS:	504.9	77.1%

LCS TABLE

BUG RATING	B1 - U0 - G0	
FORWARD LIGHT	<u>LUMENS</u>	<u>LUMENS %</u>
LOW(0-30):	176.4	26.9%
MEDIUM(30-60):	71.6	10.9%
HIGH(60-80):	4.2	0.6%
VERY HIGH(80-90):	0.3	0%
BACK LIGHT		
LOW(0-30):	176.4	26.9%
MEDIUM(30-60):	71.6	10.9%
HIGH(60-80):	4.2	0.6%
VERY HIGH(80-90):	0.3	0%
UPLIGHT		
LOW(90-100):	0	0%
HIGH(100-180):	0	0%
TRAPPED LIGHT:	150.1	22.9%

OUTDOOR PHOTOMETRIC REPORT
CATALOG: ICON-808-W30-56



OUTDOOR PHOTOMETRIC REPORT
CATALOG: ICON-808-W30-56



CANDELA TABLE - TYPE C

	0
0	422
5	436
10	471
15	496
20	473
25	385
30	261
35	150
40	78
45	41
50	23
55	13
60	9
65	6
70	4
75	2
80	1
85	0
90	0

For more information please contact

lightmoves (03) 9701 2500
info@lightmoves.com.au

138-146 Browns Rd, Noble Park VIC 3174