



Date: _____ Type: _____

Firm Name: _____

Project: _____

iW Burst Powercore

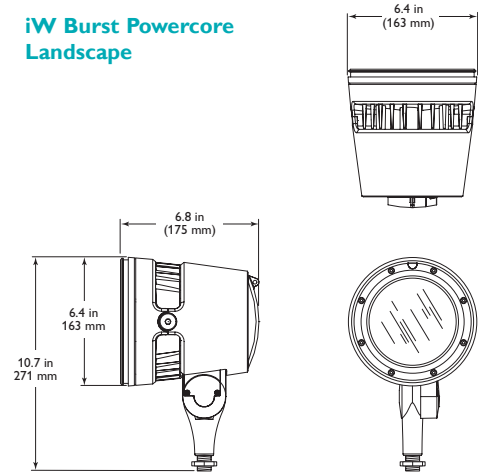
41° spread lens

Architectural and landscape LED spotlight with intelligent white light

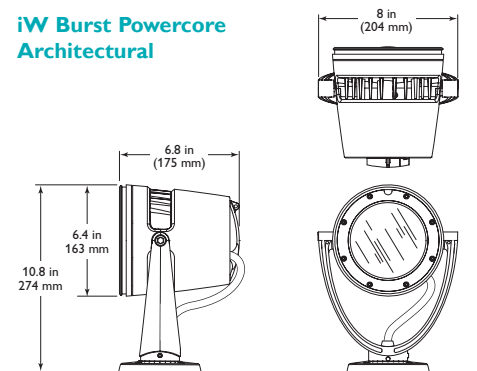
iW Burst Powercore is a high-output, exterior-rated LED spotlight designed for accent and site lighting. iW Burst Powercore combines channels of warm and cool LEDs to offer variable color temperatures ranging from 2700 K – 6500 K. Architectural and Landscape versions support a range of uplighting, floodlighting, and decorative lighting applications.

- Integrates patented Powercore technology — Powercore rapidly, efficiently, and accurately controls power output to fixtures directly from line voltage, eliminating the need for an external power supply. Contractor-friendly installation dramatically simplifies installation and lowers total system cost.
- Flexible mounting in architectural applications — Architectural fixtures feature an integrated yoke with canopy base for mounting to standard US junction boxes or directly to a flat surface or substrate as local codes permit.
- Support for a wide range of landscape applications — Landscape fixtures feature a 1/2 in NPT threaded post for mounting to standard junction boxes and third-party mounting accessories such as stanchion mounts, posts, and stakes for use in softscape and hardscape applications.
- Wide range of color temperature and brightness — Channels of warm white and cool white LEDs produce color temperatures ranging from 2700 K – 6500 K.
- Exchangeable optics and accessories — Available 14°, 23°, 41°, and asymmetric 10° x 41° spread lenses project a soft-edge beam to support a wide range of lighting applications. Native 8° beam angle offers extended light projection. Available glare shields block spill light, while honeycomb louvers limit the spread of light for a more focused and intense beam.
- Versatile light positioning — Fixtures can tilt through a full 180°. Architectural fixtures also rotate through a full 360° for precise aiming.

iW Burst Powercore Landscape



iW Burst Powercore Architectural



- Universal power input range — Accepts a universal power input range of 100 – 240 VAC, allowing long fixture runs and consistent installation in any location around the world.
- Outdoor rated — With a rugged, die-cast aluminum housing fully sealed for maximum fixture life and IP66-rated for outdoor applications, iW Burst Powercore is ideal for use in damp or wet locations.

For detailed product information, please refer to the iW Burst Powercore Product Guide at www.philipscolorkinetics.com/ls/intelliwhite/iwburstpc/

PHILIPS

Specifications

Due to continuous improvements and innovations, specifications may change without notice.

Item	Specification	Details
	Color Temperature*	2700 K – 6500 K
	Lumens†	919
	Efficacy (lm / W)	30.8
	Lumen Maintenance‡	50,000 hours L70 @ 25° C 40,000 hours L70 @ 50° C 50,000 hours L50 @ 25° C 50,000 hours L50 @ 50° C
Electrical	Input Voltage	100 – 240 VAC, auto-switching, 50 / 60 Hz
	Power Consumption	30 W maximum at full output, steady state
Control	Interface	Data Enabler Pro (DMX / Ethernet)
	Control System	Philips full range of controllers, including Light System Manager, iPlayer 3, and ColorDial Pro, or third-party controllers
Physical	Dimensions (Height x Width x Depth)	10.8 x 8.0 x 6.8 in (274 x 204 x 175 mm) Architectural 10.7 x 6.4 x 6.8 in (271 x 163 x 175 mm) Landscape
	Weight	11 lb (5 kg) Architectural 7.4 lb (3.4 kg) Landscape
	Housing	Die-cast aluminium, powder-coated finish
	Lens	Tempered glass
	Fixture Connections	6 ft (1.8 m) unified power / data cable with flying leads Architectural 6 in (152 mm) flying leads Landscape
	Temperature Ranges	-40° – 122° F (-40° – 50° C) Operating -4° – 122° F (-20° – 50° C) Startup -40° – 176° F (-40° – 80° C) Storage
	Vibration Resistance	ANSI C136.31 (Architectural only)
	Humidity	0 – 95%, non-condensing
	Fixture Run Lengths	To calculate fixture run lengths and total power consumption for your specific installation, download the Configuration Calculator from www.philipscolorkinetics.com/support/install_tool/
	Certification and Safety	Certification
Environment		Dry / Damp / Wet Location, IP66

* Color temperatures conform to nominal CCTs as defined in ANSI Chromaticity Standard C78.377A.



† Lumen measurement complies with IES LM-79-08 testing procedures

‡ L70 = 70% lumen maintenance (when light output drops below 70% of initial output).

L50 = 50% lumen maintenance (when light output drops below 50% of initial output). Ambient luminaire temperatures specified. Lumen maintenance calculations are based on lifetime prediction graphs supplied by LED source manufacturers. Calculations for white-light LED fixtures are based on measurements that comply with IES LM-80-08 testing procedures. Refer to www.philipscolorkinetics.com/support/appnotes/lm-80-08.pdf for more information.

Accessories

Item	Housing Color / Type	Item Number	Philips 12NC
Trim Ring	Gray	120-000103-00	910503701212
45° Glare Shield	Gray	120-000103-01	910503701213
Full Height Glare Shield	Gray	120-000103-02	910503701214
Honeycomb Louver	Black	120-000104-00	910503701215
Spread Lenses	14°	120-000080-00	910503700609
	23°	120-000080-01	910503700610
	41°	120-000080-02	910503700611
	10° x 41°	120-000080-03	910503700612

Use Item Number when ordering in North America.



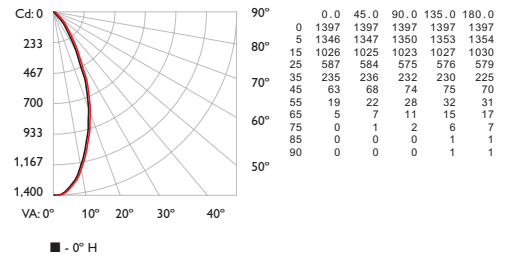
Philips Color Kinetics
3 Burlington Woods Drive
Burlington, Massachusetts 01803 USA
Tel 888.385.5742
Tel 617.423.9999
Fax 617.423.9998
www.philipscolorkinetics.com

Photometrics

iW Burst Powercore

41° spread lens

Polar Candela Distribution



Illuminance at Distance

Center Beam fc	Beam Width
4.0 ft	87 fc 3.3 ft 3.3 ft
8.0 ft	22 fc 6.6 ft 6.5 ft
12.0 ft	10 fc 9.9 ft 9.8 ft
16.0 ft	5 fc 13.2 ft 13.1 ft
20.0 ft	3 fc 16.5 ft 16.3 ft
24.0 ft	2 fc 19.8 ft 19.6 ft

37.3 ft (11.4 m) 1 fc maximum distance
Vert. Spread: 44.8°
Horiz. Spread: 44.4°

Lumens	919
Efficacy	30.8 lm / W

For lux multiply fc by 10.7

Fixtures and Data Enabler Pro

Item	Housing Color /Type	Item Number	Philips 12NC
iW Burst Powercore, Landscape (UL / cUL / CE)	Gray	523-000064-00	910503702055
	Black	523-000064-03	910503702139
	White	523-000064-06	910503702142
iW Burst Powercore, Architectural (UL / cUL / CE)	Gray	523-000064-01	910503702056
	Black	523-000064-04	910503702140
	White	523-000064-07	910503702143
iW Burst Powercore, Architectural (CQC)	Gray	523-000064-02	910503702138
	Black	523-000064-05	910503702141
	White	523-000064-08	910503702144
Data Enabler Pro	3/4 in / 1/2 in NPT (US trade size conduit)	106-000004-00	910503701210
	PG21 / PG13 (metric size conduit)	106-000004-01	910503701211

Use Item Number when ordering in North America.

Copyright © 2010 – 2012 Philips Solid-State Lighting Solutions, Inc. All rights reserved. Chromacore, Chromasic, CK, the CK logo, Color Kinetics, the Color Kinetics logo, ColorBlast, ColorBlaze, ColorBurst, ColorGraze, ColorPlay, ColorReach, iW Reach, eW Reach, eW Fuse, DIMand, EssentialWhite, eW, iColor, iColor Cove, IntelliWhite, iW, iPlayer, Optibin, and Powercore are either registered trademarks or trademarks of Philips Solid-State Lighting Solutions, Inc. in the United States and / or other countries. All other brand or product names are trademarks or registered trademarks of their respective owners. Due to continuous improvements and innovations, specifications may change without notice. DAS-000083-04 R03 07-12