



Date: \_\_\_\_\_ Type: \_\_\_\_\_

Firm Name: \_\_\_\_\_

Project: \_\_\_\_\_

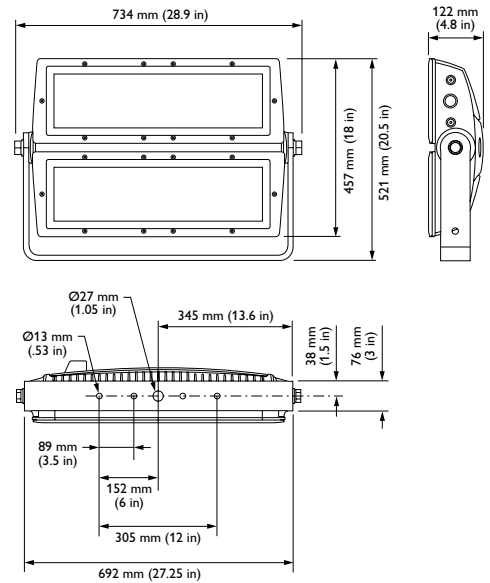
# eW Reach Powercore gen2

## 40° spread lens, UL / CE

Premium long-throw exterior LED floodlight with solid white light

eW Reach Powercore gen2 combines all the benefits of LED-based lighting and control in an elegant fixture specifically designed for large-scale installations, such as skyscrapers, casinos, bridges, piers, public monuments, and themed attractions. With significantly more lumen output than any other competitive fixture and unprecedented light projection, this powerful fixture represents the next generation in exterior illumination. Fixtures are available in a warm 2700 K or a cool 4000 K. Custom configurations with custom channels of white or color LED sources are also available to support special applications.

- Integrates Powercore technology — Powercore technology rapidly, efficiently, and accurately controls power output to fixtures directly from line voltage.
- Unparalleled light output — Fixtures produce thousands of lumens and throw light hundreds of feet. eW Reach Powercore gen2 offers legitimate LED-based white light illumination of large-scale structures and objects.
- Versatile optics — Exchangeable spread lenses of 8°, 13°, 23°, 40°, 63°, and an asymmetric 5° x 17° support a variety of photometric distributions for a multitude of applications, including spotlighting, wall grazing, and asymmetric wall washing. Bezel and gasket are included with spread lenses for easy user installation.
- Unique split design — Spread lenses fit over each half of the fixture to support diffuser combinations. For instance, you could use one spread lens on the fixture's lower half to bathe a large façade with light at street level, and a different spread lens to project light hundreds of feet up the building's walls.



- Simple fixture positioning — Rugged, slim-profile mounting bracket allows simple positioning and fixture rotation through a full 360°. Side locking bolts reliably secure fixture with a standard wrench.
- Universal power input range — eW Reach Powercore gen2 accepts a universal power input range of 100 – 277 VAC, allowing consistent installation in any location around the world.

For detailed product information, please refer to the eW Reach Powercore gen2 Product Guide at [www.philipscolorkinetics.com/ls/essentialwhite/ewreach/](http://www.philipscolorkinetics.com/ls/essentialwhite/ewreach/)

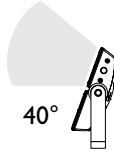


# Photometrics / eW Reach Powercore, 40° spread lens

Photometric data is based on test results from an independent NIST traceable testing lab. IES data is available at [www.philipscolorkinetics.com/support/ies](http://www.philipscolorkinetics.com/support/ies).

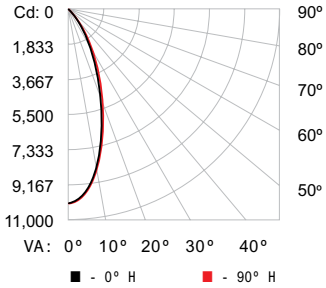
## 2700 K

Lumens	5,254
Efficacy	42.8 lm / W



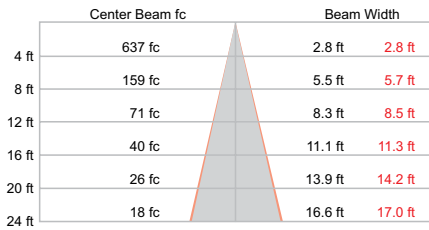
40°

### Polar Candela Distribution



	0	25	45	70	90
0	10192	10192	10192	10192	10192
5	9602	9570	9646	9670	9665
15	6526	6565	6678	6772	6796
25	3097	3130	3209	3308	3328
35	999	1012	1036	1075	1090
45	249	254	250	251	254
55	96	96	93	91	91
65	60	59	57	56	55
75	39	38	37	35	34
85	25	24	24	23	23
90	24	24	23	23	23

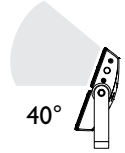
### Illuminance at Distance



101 ft (30.8 m)  
1 fc maximum distance  
■ Vert. Spread: 38.3°  
■ Horiz. Spread: 39.0°

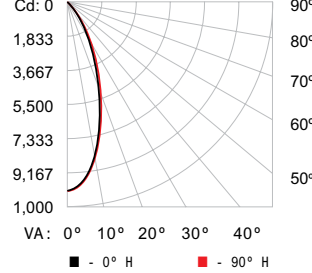
## 4000 K

Lumens	6,179
Efficacy	49.3 lm / W



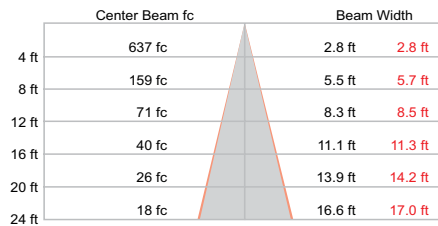
40°

### Polar Candela Distribution



	0	25	45	70	90
0	11999	11999	11999	11999	11999
5	11152	11160	11238	11392	11433
15	7414	7557	7783	8051	8199
25	3391	3531	3730	3998	4147
35	1057	1097	1167	1286	1362
45	267	263	263	281	298
55	108	106	104	105	106
65	69	68	67	67	66
75	45	44	43	42	41
85	29	28	28	27	27
90	0	6	10	13	27

### Illuminance at Distance



101 ft (30.8 m)  
1 fc maximum distance  
■ Vert. Spread: 38.3°  
■ Horiz. Spread: 39.0°

### Coefficients Of Utilization - Zonal Cavity Method

Effective Floor Cavity Reflectance: 20%

RCC %:	Effective Floor Cavity Reflectance: 20%																		
	80			70			50			30			10			0			
RW %:	70	50	30	0	70	50	30	0	50	30	20	50	30	20	50	30	20	0	
RCR:	0	119	119	119	119	116	116	116	100	111	111	111	106	106	106	102	102	102	100
	1	114	111	108	106	111	109	106	94	105	103	101	101	100	98	98	96	95	94
	2	108	104	100	96	106	102	98	89	99	96	93	96	93	91	93	91	89	88
	3	103	97	93	89	101	96	92	83	93	90	87	91	88	85	89	86	84	83
	4	99	92	86	82	97	91	86	79	88	84	81	86	83	80	85	82	79	78
	5	94	87	81	77	93	86	81	75	84	80	76	82	78	75	81	77	75	73
	6	90	82	77	73	89	81	76	71	80	75	72	78	74	71	77	74	71	70
	7	86	78	72	68	85	77	72	67	76	71	68	75	71	68	74	70	67	66
	8	83	74	69	65	82	74	68	64	73	68	64	72	67	64	71	67	64	63
	9	80	71	65	62	78	70	65	61	69	65	61	68	64	61	68	64	61	60
	10	76	68	62	59	75	67	62	58	66	62	58	66	61	58	65	61	58	57

### Coefficients Of Utilization - Zonal Cavity Method

Effective Floor Cavity Reflectance: 20%

RCC %:	Effective Floor Cavity Reflectance: 20%																		
	80			70			50			30			10			0			
RW %:	70	50	30	0	70	50	30	0	50	30	20	50	30	20	50	30	20	0	
RCR:	0	119	119	119	119	116	116	116	100	111	111	111	106	106	106	102	102	102	100
	1	114	111	108	106	111	109	107	94	105	103	101	101	100	98	98	96	95	94
	2	108	104	100	97	106	102	98	89	99	96	93	96	93	91	93	91	89	88
	3	103	97	93	89	101	96	92	83	93	90	87	91	88	85	89	86	84	83
	4	99	92	86	82	97	91	86	79	88	84	81	86	83	80	85	82	79	78
	5	94	87	81	77	93	86	81	75	84	80	76	82	78	75	81	77	75	73
	6	90	82	77	73	89	81	76	71	80	75	72	78	74	71	77	74	71	70
	7	86	78	72	68	85	77	72	67	76	71	68	75	71	68	74	70	67	66
	8	83	74	69	65	82	74	68	64	73	68	64	72	67	64	71	67	64	63
	9	80	71	65	62	78	70	65	61	69	65	61	68	64	61	68	64	61	60
	10	76	68	62	59	75	67	62	58	66	62	58	66	61	58	65	61	58	57

### Zonal Lumen

Zone	Lumens	% Fixture
0 - 60	5133.3	97.7 %
60 - 90	120.8	2.3 %
0 - 90	5254.1	100.0 %

For lux multiply fc by 10.7

### Zonal Lumen

Zone	Lumens	% Fixture
0 - 60	6038.9	97.7 %
60 - 90	140.3	2.3 %
0 - 90	6179.3	100.0 %

For lux multiply fc by 10.7

## Specifications

Due to continuous improvements and innovations, specifications may change without notice.

Item	Specification	2700 K* (Half Unit)	4000 K* (Half Unit)
Output	Lumens†	5,254	6,179
	Efficacy (lm / W)	42.8	49.3
	CRI	80	82
Electrical	Input Voltage	100 – 277 VAC, auto-switching, 50 / 60 Hz	
	Power Consumption	250 W maximum at full output, steady state	
	Power Factor	.989 @ 120 VAC	
Control		On / Off; digital dimming by 4 connector cable & DE Pro	
Physical	Dimensions (Height x Width x Depth)	20.5 x 28.9 x 4.8 in (521 x 734 x 122 mm)	
	Weight	75 lb (34 kg)	
	Effective Projected Area (EPA)	0.42 m <sup>2</sup>	
	Housing	Die-cast aluminium, powder-coated finish	
	Lens	Tempered glass	
	Fixture Connections	10 ft (3.0 m) Leader Cable	
	Temperature Ranges	-40° – 122° F (-40° – 50° C) Operating -4° – 122° F (-20° – 50° C) Startup -40° – 176° F (-40° – 80° C) Storage	
	Fixture Run Lengths	To calculate fixture run lengths and total power consumption for your specific installation, download the Configuration Calculator from <a href="http://www.philipscolorkinetics.com/support/install_tool/">www.philipscolorkinetics.com/support/install_tool/</a>	
Humidity	0 – 95%, non-condensing		
Certification and Safety	Certification	UL / cUL, FCC Class A, CE, PSE	
	Environment	Dry / Damp / Wet Location, IP66	

\* Correlated color temperature (CCT) complies with ANSI C78.377-2008 for the chromaticity of solid state lighting products.

† Lumen measurement complies with IES LM-79-08 testing procedures.



## Lumen Maintenance

Threshold*	Ambient Temperature	Reported†	Calculated†
L90	@ 25°C	42,300 hrs	84,100 hrs
	@ 50°C	42,300 hrs	48,300 hrs
L80	@ 25°C	42,300 hrs	>100,000 hrs
	@ 50°C	42,300 hrs	>100,000 hrs
L70	@ 25°C	42,300 hrs	>100,000 hrs
	@ 50°C	42,300 hrs	>100,000 hrs

\* L<sub>xx</sub> = xx% lumen maintenance (when light output drops below xx% of initial output). All values are given at B50, or the median value where 50% of the LED population is better than the reported or calculated lumen maintenance measurement.

† Lumen maintenance figures are based on lifetime prediction graphs supplied by LED source manufacturers. Whenever possible, figures use measurements that comply with IES LM-80-08 testing procedures.

In accordance with TM-21-11, Reported values represent the interpolated value based on six times the LM-80-08 total test duration (in hours). Calculated values represent time durations that exceed six times the total test duration.

## Fixtures and Accessories

Item	Type	Item Number	Philips 12NC	
eW Reach Powercore gen2 Includes 10 ft (3.0 m) Leader Cable	2700 K	523-000093-00	912400130186	
	4000 K	523-000093-03	912400130213	
3 Conductor Replacement Leader Cable:	10 ft (3.0 m)	UL / cUL	108-000056-03	910503704071
		CE / PSE	108-000056-04	910503704072
	50 ft (15.2 m)	UL / cUL	108-000056-00	910503703138
		CE / PSE	108-000056-01	910503704069
4 Conductor Replacement Leader Cable: (required to digitally dim unit, w/ DE Pro)	10 ft (3.0 m)	UL / cUL	108-000055-03	910503704066
		CE / PSE	108-000055-04	910503704067
	50 ft (15.2m)	UL / cUL	108-000055-00	910503703137
		CE / PSE	108-000055-01	910503704064
Data Enabler Pro (required to digitally dim unit)	3/4 in / 1/2 in NPT (US trade size conduit)	106-000004-00	910503701210	
	PG21 / PG13 (metric size conduit)	106-000004-01	910503701211	
Spread Lens with bezel	8°	120-000068-05	910503700511	
	13°	120-000068-00	910503700506	
	23°	120-000068-01	910503700507	
	40°	120-000068-02	910503700508	
	63°	120-000068-03	910503700509	
	Asymmetric (5° x 17°)	120-000068-04	910503700510	

Use Item Number when ordering in North America.



Philips Color Kinetics  
 3 Burlington Woods Drive  
 Burlington, Massachusetts 01803 USA  
 Tel 888.385.5742  
 Tel 617.423.9999  
 Fax 617.423.9998  
[www.philipscolorkinetics.com](http://www.philipscolorkinetics.com)  
 @ColorKinetics

Copyright © 2009 – 2014 Philips Solid-State Lighting Solutions, Inc. All rights reserved. Chromacore, Chromasic, CK, the CK logo, Color Kinetics, the Color Kinetics logo, ColorBlast, ColorBlaze, ColorBurst, eW Fuse, ColorGraze, ColorPlay, ColorReach, iW Reach, eW Reach, DIMand, EssentialWhite, eW, iColor, iColor Cove, IntelliWhite, iW, iPlayer, Optibin, and Powercore are either registered trademarks or trademarks of Philips Solid-State Lighting Solutions, Inc. in the United States and / or other countries. All other brand or product names are trademarks or registered trademarks of their respective owners. Due to continuous improvements and innovations, specifications may change without notice.

DAS-000136-06 R00 08-14