



Date: \_\_\_\_\_ Type: \_\_\_\_\_

Firm Name: \_\_\_\_\_

Project: \_\_\_\_\_

# eW Cove QLX Powercore

## 4000 K, Medium Beam Angle

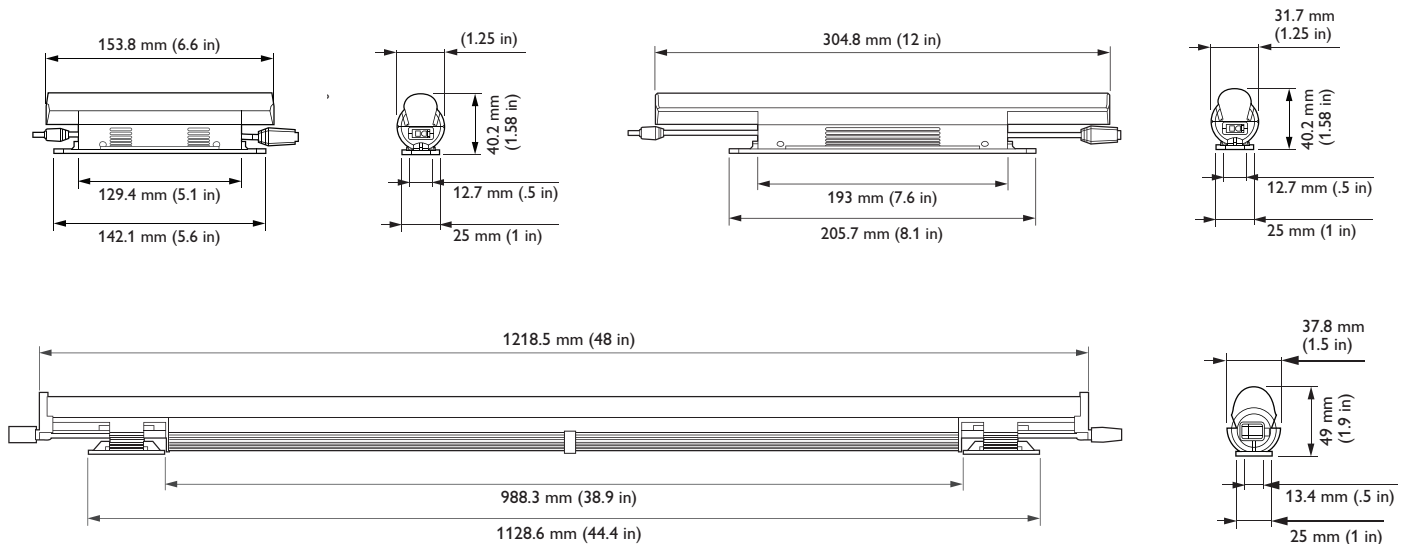
Cost-effective interior linear LED cove and accent fixture with solid white light

eW Cove QLX Powercore is a dimmable, linear LED fixture that provides an affordable, energy-efficient alternative to traditional cove lighting in applications requiring white light. With its low profile, rotating housing and flexible end-to-end locking power connectors, eW Cove QLX Powercore is the perfect choice for a wide range of interior retail, exhibit, hospitality, and architectural settings.

- Industry-best white-light quality and color consistency — Advances in Optibin, Philips proprietary binning optimization process, now provides color-consistency within a 2-step MacAdam ellipse across eW Cove product fixtures and manufacturing runs.
- Uncompromised Performance — Efficacies of near 100 lm/w provide optimum output without restrictions on lumen maintenance, operating temperature or warranty.

- Multiple options for design flexibility — Available in four color temperatures ranging from a warm 2700 K to a cool 4000 K. Lengths of 152 mm (6 in), 305 mm (12 in), and 1220 mm (48 in), wide and medium beam angles, and two power levels offer further design flexibility.
- Support for multiple voltages — Accepts power input of 120, 220 – 240, or 277 VAC for consistent installation and operation from line voltage in many locations.
- Smooth dimming capability — Patented DIMand technology offers smooth dimming capability with selected reverse-phase ELV-type dimmers.

For detailed product information, please refer to the eW Cove QLX Powercore Product Guide at [www.philipscolorkinetics.com/ls/essentialwhite/ewcoveqlxpc/](http://www.philipscolorkinetics.com/ls/essentialwhite/ewcoveqlxpc/)



**PHILIPS**

## Specifications - 4000 K\*, Medium Beam (60° x 90°)

Due to continuous improvements and innovations, specifications may change without notice.

Item	Specification	152 mm (6 in)			305 mm (12 in)			1220 mm (48 in)			
Output	Lumens†	High Power	178			401			1487		
		Low Power	156			329			1274		
	Efficacy (lm / W)	High Power	68.6			82.1			87.1		
		Low Power	73.2			86.9			94.3		
	CRI		88			82			82		
Electrical	Input Voltage	120 VAC	240 VAC	277 VAC	120 VAC	240 VAC	277 VAC	120 VAC	240 VAC	277 VAC	
	Power Consumption	High Power	2.8 W	3.5 W	3.8 W	4.0 W	4.2 W	6.0 W	19.0 W	19.0 W	19.0 W
		Low Power	2.2 W	2.7 W	3.0 W	4.0 W	4.2 W	5.0 W	15.0 W	15.0 W	15.0 W
	Power Factor (@ 120 VAC)		.99			.99			.98		
Control	Dimming	Compatible with commercially available reverse-phase ELV-type dimmers‡									
	Medium Beam Dimensions (Height x Length x Width)	40 x 152 x 32 mm (1.58 x 6 x 1.25 in)			40 x 305 x 32 mm (1.58 x 12 x 1.25 in)			49 x 1220 x 38 mm (1.90 x 48 x 1.5 in)			
	Weight (with optics)	116 g (0.25 lbs)			186 g (0.41 lbs)			910 g (2 lbs)			
	Housing	Injection-molded plastic, white finish									
	Lens	Clear Polycarbonate									
	Fixture Connections	Integral male / female connectors									
	Temperature Ranges	-20° – 50° C (-4° – 122° F) Operating -20° – 50° C (-4° – 122° F) Startup -40° – 80° C (-40° – 176° F) Storage									
	Humidity	0 – 95%, non-condensing									
	Fixture Run Length	To calculate fixture run lengths and total power consumption for your specific installation, download the Configuration Calculator from <a href="http://www.philipscolorkinetics.com/support/install_tool/">www.philipscolorkinetics.com/support/install_tool/</a>									
Certification and Safety	Certification	UL / cUL, FCC Class B, CE, SAA, C-Tick, CCC									
	Environment	Damp Location, IP20									

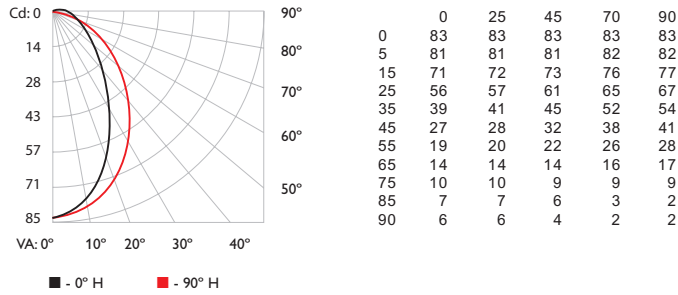
# Photometrics / eW Cove QLX Powercore, 4000 K, Medium Beam Angle, 152 mm (6 in)

Photometric data is based on test results from an independent NIST traceable testing lab. IES data is available at [www.philipscolorkinetics.com/support/ies](http://www.philipscolorkinetics.com/support/ies).

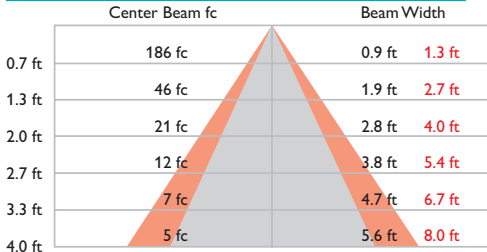
## 152 mm (6 in), 60° x 90° beam angle, high power

Lumens	Efficacy
178	68.6 lm / W

### Polar Candela Distribution



### Illuminance at Distance



9.1 ft (2.7 m)   ■ Vert. Spread: 70.3°  
 1 fc maximum distance   ■ Horiz. Spread: 90.2°

### Coefficients Of Utilization - Zonal Cavity Method

	Effective Floor Cavity Reflectance: 20%														
RCC %:	80	70	50	30	10	0									
RW %:	70	50	30	0	70	50	30	0	50	30	20	50	30	20	0
RCR:	0	1.18	1.18	1.18	1.14	1.14	1.14	0.94	1.08	1.08	1.08	1.02	1.02	1.02	0.97
	1	1.07	1.03	0.98	0.94	1.04	1.00	0.96	0.8	0.94	0.91	0.88	0.90	0.87	0.85
	2	0.98	0.90	0.84	0.78	0.95	0.88	0.82	0.68	0.83	0.78	0.74	0.79	0.75	0.72
	3	0.90	0.80	0.72	0.66	0.87	0.78	0.71	0.59	0.74	0.68	0.63	0.71	0.66	0.62
	4	0.83	0.72	0.63	0.57	0.80	0.70	0.62	0.52	0.67	0.60	0.55	0.64	0.58	0.54
	5	0.77	0.65	0.56	0.50	0.75	0.63	0.55	0.46	0.61	0.54	0.48	0.58	0.52	0.47
	6	0.71	0.59	0.50	0.44	0.69	0.58	0.50	0.41	0.55	0.48	0.43	0.53	0.47	0.42
	7	0.67	0.54	0.45	0.40	0.65	0.53	0.45	0.37	0.51	0.44	0.39	0.49	0.43	0.38
	8	0.62	0.49	0.41	0.36	0.60	0.48	0.41	0.34	0.47	0.40	0.35	0.45	0.39	0.34
	9	0.58	0.46	0.38	0.32	0.57	0.45	0.37	0.31	0.43	0.36	0.32	0.42	0.36	0.31
	10	0.55	0.42	0.35	0.30	0.53	0.42	0.34	0.28	0.40	0.34	0.29	0.39	0.33	0.29

### Zonal Lumen

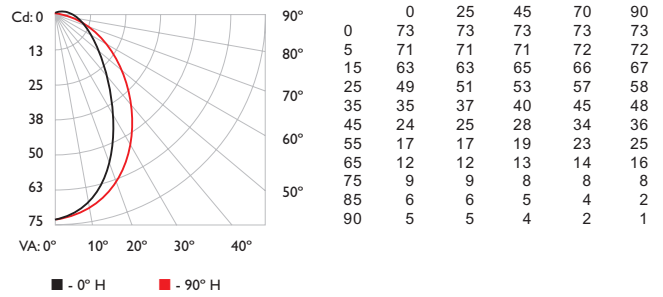
ZONE	LUMENS	%FIXT
0- 30	57.5	32.2
0- 40	87.5	49.0
0- 60	135.3	75.9
0- 90	168.3	94.4
60- 90	32.9	18.5
70-100	21.5	12.0
90-120	8.6	4.8
90-180	10.1	5.6
0-180	178.3	100.0

For lux multiply fc by 10.7

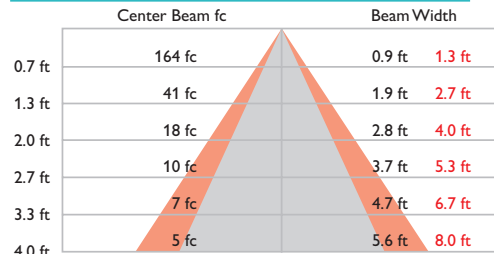
## 152 mm (6 in), 60° x 90° beam angle, low power

Lumens	Efficacy
156	73.2 lm / W

### Polar Candela Distribution



### Illuminance at Distance



8.6 ft (2.6 m)   ■ Vert. Spread: 70.0°  
 1 fc maximum distance   ■ Horiz. Spread: 89.9°

### Coefficients Of Utilization - Zonal Cavity Method

	Effective Floor Cavity Reflectance: 20%														
RCC %:	80	70	50	30	10	0									
RW %:	70	50	30	0	70	50	30	0	50	30	20	50	30	20	0
RCR:	0	1.18	1.18	1.18	1.14	1.14	1.14	0.95	1.08	1.08	1.08	1.02	1.02	1.02	0.97
	1	1.08	1.03	0.99	0.95	1.04	1.00	0.96	0.80	0.95	0.92	0.89	0.90	0.87	0.85
	2	0.98	0.91	0.84	0.78	0.95	0.88	0.82	0.69	0.84	0.79	0.75	0.80	0.76	0.72
	3	0.90	0.80	0.73	0.66	0.88	0.78	0.71	0.59	0.75	0.69	0.64	0.71	0.66	0.62
	4	0.83	0.72	0.64	0.57	0.81	0.70	0.63	0.52	0.67	0.61	0.55	0.64	0.59	0.54
	5	0.77	0.65	0.56	0.50	0.75	0.64	0.56	0.46	0.61	0.54	0.49	0.58	0.52	0.48
	6	0.72	0.59	0.51	0.44	0.69	0.58	0.50	0.41	0.56	0.49	0.43	0.53	0.47	0.43
	7	0.67	0.54	0.46	0.40	0.65	0.53	0.45	0.37	0.51	0.44	0.39	0.49	0.43	0.38
	8	0.62	0.50	0.41	0.36	0.61	0.49	0.41	0.34	0.47	0.40	0.35	0.45	0.39	0.35
	9	0.59	0.46	0.38	0.33	0.57	0.45	0.38	0.31	0.43	0.37	0.32	0.42	0.36	0.32
	10	0.55	0.42	0.35	0.30	0.54	0.42	0.35	0.28	0.40	0.34	0.29	0.39	0.33	0.29

### Zonal Lumen

ZONE	LUMENS	%FIXT
0- 30	50.8	32.6
0- 40	77.3	49.6
0- 60	119.3	76.5
0- 90	147.7	94.7
60- 90	28.4	18.2
70-100	18.4	11.8
90-120	7.0	4.5
90-180	8.2	5.3
0-180	155.9	100.0

For lux multiply fc by 10.7

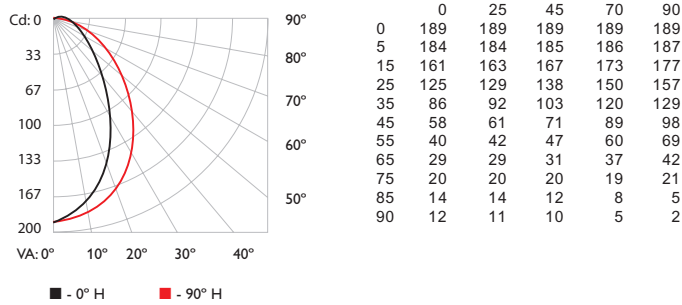
# Photometrics / eW Cove QLX Powercore, 4000 K, Medium Beam Angle, 305 mm (12 in)

Photometric data is based on test results from an independent NIST traceable testing lab. IES data is available at [www.philipscolorkinetics.com/support/ies](http://www.philipscolorkinetics.com/support/ies).

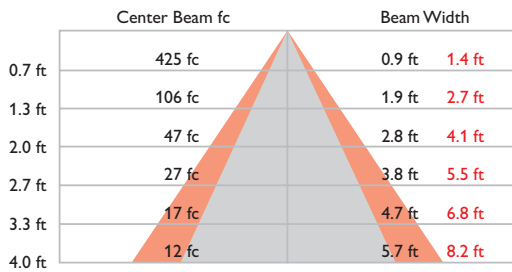
## 305 mm (12 in), 60° x 90° beam angle, high power

Lumens	Efficacy
401	82.1 lm / W

### Polar Candela Distribution



### Illuminance at Distance



13.8 ft (4.2 m) 1 ft maximum distance  
 Vert. Spread: 70.5°  
 Horiz. Spread: 91.5°

### Coefficients Of Utilization - Zonal Cavity Method

RCC %:	Effective Floor Cavity Reflectance: 20%															
	80	70	50	30	10	0	80	70	50	30	10	0				
RW %:	70	50	30	0	70	50	30	0	50	30	20	50	30	20	0	
RCR:	0	1.18	1.18	1.18	1.15	1.15	1.15	0.95	1.09	1.09	1.09	1.03	1.03	1.03	0.98	
	1	1.08	1.03	0.99	0.95	1.00	0.97	0.81	0.95	0.92	0.89	0.91	0.88	0.86	0.86	0.84
	2	0.99	0.91	0.84	0.79	0.96	0.89	0.83	0.70	0.84	0.80	0.75	0.81	0.76	0.73	0.77
	3	0.91	0.81	0.73	0.67	0.88	0.79	0.72	0.60	0.75	0.69	0.64	0.72	0.67	0.63	0.69
	4	0.84	0.72	0.64	0.58	0.81	0.71	0.63	0.53	0.68	0.61	0.56	0.65	0.59	0.55	0.62
	5	0.78	0.65	0.57	0.51	0.75	0.64	0.56	0.47	0.61	0.55	0.49	0.59	0.53	0.48	0.57
	6	0.72	0.59	0.51	0.45	0.70	0.58	0.50	0.42	0.56	0.49	0.44	0.54	0.48	0.43	0.52
	7	0.67	0.54	0.46	0.40	0.65	0.53	0.45	0.38	0.51	0.44	0.39	0.50	0.43	0.39	0.48
	8	0.63	0.50	0.42	0.36	0.61	0.49	0.41	0.34	0.47	0.41	0.36	0.46	0.40	0.35	0.44
	9	0.59	0.46	0.38	0.33	0.57	0.45	0.38	0.31	0.44	0.37	0.32	0.43	0.36	0.32	0.41
	10	0.55	0.43	0.35	0.30	0.54	0.42	0.35	0.29	0.41	0.34	0.30	0.40	0.34	0.29	0.38

### Zonal Lumen

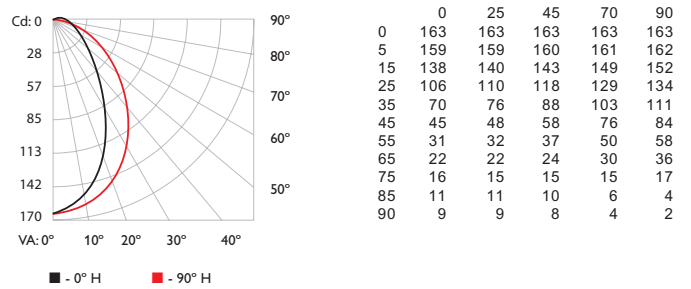
ZONE	LUMENS	%FIXT
0- 30	132.6	33.1
0- 40	202.4	50.5
0- 60	311.8	77.8
0- 90	382.6	95.5
60- 90	70.8	17.7
70-100	44.4	11.1
90-120	15.8	4.0
90-180	18.1	4.5
0-180	400.7	100.0

For lux multiply fc by 10.7

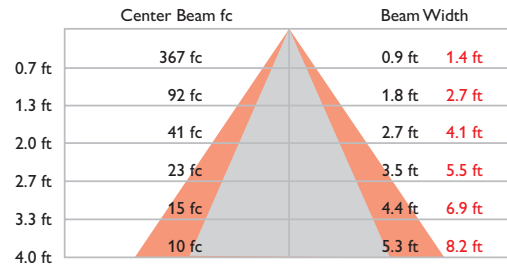
## 305 mm (12 in), 60° x 90° beam angle, low power

Lumens	Efficacy
329	86.9 lm / W

### Polar Candela Distribution



### Illuminance at Distance



12.8 ft (3.9 m) 1 ft maximum distance  
 Vert. Spread: 67.2°  
 Horiz. Spread: 91.7°

### Coefficients Of Utilization - Zonal Cavity Method

RCC %:	Effective Floor Cavity Reflectance: 20%															
	80	70	50	30	10	0	80	70	50	30	10	0				
RW %:	70	50	30	0	70	50	30	0	50	30	20	50	30	20	0	
RCR:	0	1.18	1.18	1.18	1.15	1.15	1.15	0.96	1.09	1.09	1.09	1.03	1.03	1.03	0.98	
	1	1.08	1.04	1.00	0.96	1.05	1.01	0.97	0.82	0.96	0.93	0.90	0.91	0.89	0.87	0.87
	2	0.99	0.92	0.85	0.80	0.96	0.89	0.84	0.71	0.85	0.80	0.76	0.81	0.77	0.74	0.78
	3	0.91	0.82	0.74	0.68	0.89	0.80	0.73	0.61	0.76	0.70	0.65	0.73	0.68	0.64	0.70
	4	0.84	0.73	0.65	0.59	0.82	0.72	0.64	0.54	0.69	0.62	0.57	0.66	0.60	0.56	0.63
	5	0.78	0.66	0.58	0.52	0.76	0.65	0.57	0.48	0.62	0.56	0.50	0.60	0.54	0.49	0.58
	6	0.73	0.60	0.52	0.46	0.71	0.59	0.51	0.43	0.57	0.50	0.45	0.55	0.49	0.44	0.53
	7	0.68	0.55	0.47	0.41	0.66	0.54	0.46	0.39	0.52	0.45	0.40	0.51	0.44	0.40	0.49
	8	0.63	0.51	0.43	0.37	0.62	0.50	0.42	0.35	0.48	0.41	0.37	0.47	0.41	0.36	0.45
	9	0.60	0.47	0.39	0.34	0.58	0.46	0.39	0.32	0.45	0.38	0.33	0.43	0.37	0.33	0.42
	10	0.56	0.44	0.36	0.31	0.55	0.43	0.36	0.30	0.42	0.35	0.31	0.40	0.35	0.30	0.39

### Zonal Lumen

ZONE	LUMENS	%FIXT
0- 30	113.6	34.5
0- 40	172.0	52.3
0- 60	260.6	79.2
0- 90	315.8	95.9
60- 90	55.2	16.8
70-100	34.1	10.4
90-120	11.9	3.6
90-180	13.4	4.1
0-180	329.2	100.0

For lux multiply fc by 10.7

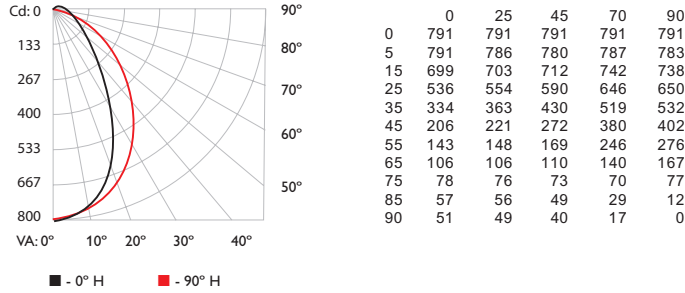
# Photometrics / eW Cove QLX Powercore, 4000 K, Medium Beam Angle, 1220 mm (48 in)

Photometric data is based on test results from an independent NIST traceable testing lab. IES data is available at [www.philipscolorkinetics.com/support/ies](http://www.philipscolorkinetics.com/support/ies).

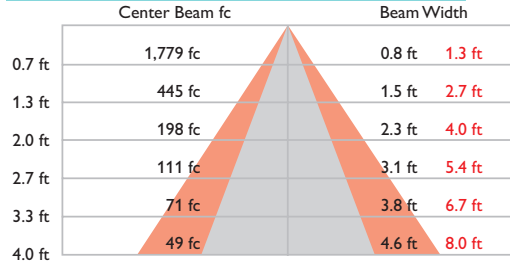
## 1220 mm (48 in), 60° x 90° beam angle, high power

Lumens	Efficacy
1487	87.1 lm / W

### Polar Candela Distribution



### Illuminance at Distance



28.1 ft (8.6 m) Vert. Spread: 59.8°  
 1 fc maximum distance Horiz. Spread: 90.3°

### Coefficients Of Utilization - Zonal Cavity Method

RCC %:	Effective Floor Cavity Reflectance: 20%																		
	80			70			50			30			10			0			
RW %:	70	50	30	0	70	50	30	0	50	30	20	50	30	20	50	30	20	0	
RCR:	0	1.18	1.18	1.18	1.18	1.14	1.14	1.14	0.95	1.08	1.08	1.08	1.02	1.02	1.02	0.97	0.97	0.97	0.95
1	1.08	1.04	1.00	0.96	1.05	1.01	0.97	0.81	0.96	0.93	0.90	0.91	0.88	0.86	0.86	0.84	0.83	0.80	0.80
2	0.99	0.92	0.85	0.80	0.96	0.89	0.84	0.70	0.85	0.80	0.76	0.81	0.77	0.74	0.77	0.74	0.71	0.69	0.69
3	0.92	0.82	0.74	0.69	0.89	0.80	0.73	0.61	0.76	0.70	0.66	0.73	0.68	0.64	0.70	0.66	0.62	0.60	0.60
4	0.85	0.74	0.66	0.60	0.82	0.72	0.65	0.54	0.69	0.63	0.57	0.66	0.61	0.56	0.63	0.59	0.55	0.53	0.53
5	0.79	0.67	0.59	0.52	0.76	0.65	0.58	0.48	0.63	0.56	0.51	0.60	0.54	0.50	0.58	0.53	0.49	0.47	0.47
6	0.73	0.61	0.53	0.47	0.71	0.60	0.52	0.44	0.57	0.51	0.46	0.55	0.49	0.45	0.53	0.48	0.44	0.42	0.42
7	0.68	0.56	0.48	0.42	0.66	0.55	0.47	0.40	0.53	0.46	0.41	0.51	0.45	0.40	0.49	0.44	0.40	0.38	0.38
8	0.64	0.51	0.44	0.38	0.62	0.51	0.43	0.36	0.49	0.42	0.37	0.47	0.41	0.37	0.46	0.40	0.36	0.34	0.34
9	0.60	0.48	0.40	0.35	0.58	0.47	0.40	0.33	0.45	0.39	0.34	0.44	0.38	0.34	0.43	0.37	0.33	0.32	0.32
10	0.57	0.44	0.37	0.32	0.55	0.44	0.37	0.31	0.42	0.36	0.31	0.41	0.35	0.31	0.40	0.35	0.31	0.29	0.29

### Zonal Lumen

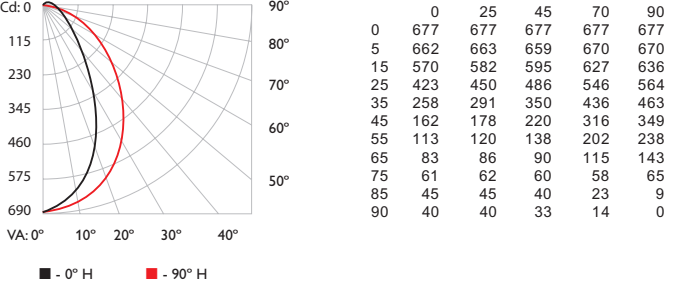
ZONE	LUMENS	%FIXT
0- 30	533.2	35.9
0- 40	791.1	53.2
0- 60	1,168.8	78.6
0- 90	1,405.0	94.5
60- 90	236.2	15.9
70-100	150.0	10.1
90-120	65.8	4.4
90-180	81.6	5.5
0-180	1,486.6	100.0

For lux multiply fc by 10.7

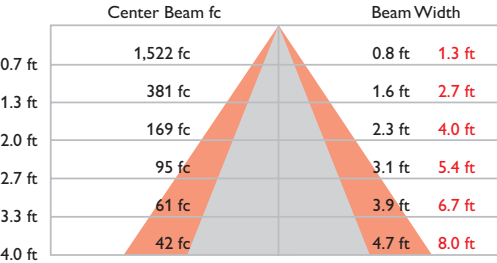
## 1220 mm (48 in), 60° x 90° beam angle, low power

Lumens	Efficacy
1274	94.3 lm / W

### Polar Candela Distribution



### Illuminance at Distance



26 ft (7.9 m) Vert. Spread: 60.8°  
 1 fc maximum distance Horiz. Spread: 90.3°

### Coefficients Of Utilization - Zonal Cavity Method

RCC %:	Effective Floor Cavity Reflectance: 20%																		
	80			70			50			30			10			0			
RW %:	70	50	30	0	70	50	30	0	50	30	20	50	30	20	50	30	20	0	
RCR:	0	1.18	1.18	1.18	1.18	1.14	1.14	1.14	0.95	1.08	1.08	1.08	1.02	1.02	1.02	0.97	0.97	0.97	0.95
1	1.08	1.04	1.00	0.96	1.05	1.01	0.97	0.81	0.96	0.93	0.90	0.91	0.88	0.86	0.86	0.84	0.83	0.80	0.80
2	0.99	0.92	0.86	0.80	0.96	0.89	0.84	0.70	0.85	0.80	0.76	0.81	0.77	0.74	0.77	0.74	0.71	0.69	0.69
3	0.92	0.82	0.75	0.69	0.89	0.80	0.73	0.62	0.76	0.71	0.66	0.73	0.68	0.64	0.70	0.66	0.62	0.60	0.60
4	0.85	0.74	0.66	0.60	0.82	0.72	0.65	0.54	0.69	0.63	0.58	0.66	0.61	0.56	0.63	0.59	0.55	0.53	0.53
5	0.79	0.67	0.59	0.52	0.76	0.65	0.58	0.48	0.63	0.56	0.51	0.60	0.54	0.50	0.58	0.53	0.49	0.47	0.47
6	0.73	0.61	0.53	0.47	0.71	0.60	0.52	0.44	0.57	0.51	0.46	0.55	0.49	0.45	0.53	0.48	0.44	0.42	0.42
7	0.68	0.56	0.48	0.42	0.66	0.55	0.47	0.40	0.53	0.46	0.41	0.51	0.45	0.40	0.49	0.44	0.40	0.38	0.38
8	0.64	0.51	0.44	0.38	0.62	0.51	0.43	0.36	0.49	0.42	0.37	0.47	0.41	0.37	0.46	0.40	0.36	0.35	0.35
9	0.60	0.48	0.40	0.35	0.58	0.47	0.40	0.33	0.45	0.39	0.34	0.44	0.38	0.34	0.43	0.37	0.33	0.32	0.32
10	0.57	0.44	0.37	0.32	0.55	0.44	0.37	0.31	0.42	0.36	0.32	0.41	0.35	0.31	0.40	0.35	0.31	0.29	0.29

### Zonal Lumen

ZONE	LUMENS	%FIXT
0- 30	458.2	36.0
0- 40	680.9	53.4
0- 60	1,005.8	78.9
0- 90	1,206.8	94.7
60- 90	201.0	15.8
70-100	126.9	10.0
90-120	54.8	4.3
90-180	67.5	5.3
0-180	1,274.3	100.0

For lux multiply fc by 10.7

## Ordering Information - 4000 K\*, Medium Beam (60° x 90°)

	Power Level	152 mm (6 in)		305 mm (12 in)		1220 mm (48 in)	
		Item Number	Philips 12NC	Item Number	Philips 12NC	Item Number	Philips 12NC
eW Cove QLX Powercore 120 VAC	High	523-000090-55	910503705122	523-000091-55	910503705203	523-000092-55	910503705283
	Low	523-000090-23	910503705089	523-000091-23	910503705170	523-000092-23	910503705251
eW Cove QLX Powercore 220-240 VAC	High	523-000090-63	910503705130	523-000091-63	910503705211	523-000092-63	910503705291
	Low	523-000090-31	910503705097	523-000091-31	910503705178	523-000092-31	910503705259
eW Cove QLX Powercore 220-240 VAC Fixture and 3 m (10 ft) Leader Cable with terminator	High	523-000090-71	910503705138	523-000091-71	910503705219	523-000092-71	910503705299
	Low	523-000090-39	910503705106	523-000091-39	910503705186	523-000092-39	910503705267
eW Cove QLX Powercore 277 VAC	High	523-000090-79	910503705146	523-000091-79	910503705227	523-000092-79	910503705308
	Low	523-000090-47	910503705114	523-000091-47	910503705194	523-000092-47	910503705275

\* Color temperatures conform to nominal CCTs as defined in ANSI Chromaticity Standard C78.377A.

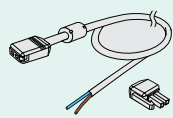
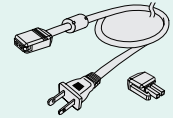

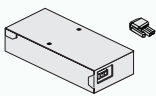

Use Item Number when ordering in North America.

## Compatible Dimmers†

Supplier	Part Number	Description	Voltage
Philips	913701252701	Captivation Phase Dimmer DC-DPD-I-1S-101	120 VAC
Philips	913703021009	DTE310	230 VAC
Philips	912400133633	Data Adapter; DALI to ELV, DigiDim 452	230 VAC
Philips	913701252701	Captivation Phase Dimmer DC-DPD-I-1S-101	277 VAC
Philips Strand	A21 with IGBT module	A21 Dimmer Cabinet with IGBT Dimmer Module	120 VAC
Philips Strand	A21 with IGBT module	A21 Dimmer Cabinet with IGBT Dimmer Module	277 VAC
Lutron	NTELV-600	Nova T Electronic Low Voltage Dimmer	120 VAC
Lutron	PHPM-PA-DV-WH	Phase-Adaptive Power Module	120 VAC
Lutron	PHPM-PA-DV-WH	Phase-Adaptive Power Module	277 VAC

† These dimmers have been tested in our lab and found to be compatible with this product. All installations are different. We highly recommend performing a full mockup of every lighting circuit, including all luminaires and controls, to test for the desired dimming range. Visit <http://1.usa.gov/1g3cGfs> for more information.

## Accessories

Item	Housing Color	Dimensions	Item Number	Philips 12NC		
Leader Cable (includes terminator), UL / cUL	Black	3 m (10 ft)	108-000032-10	912400130570		For connection to standard junction box
Leader Cable (includes terminator), CE / CCC	Black	3 m (10 ft)	108-000032-11	912400130571		
Leader Cable (includes terminator), UL / cUL	White	3 m (10 ft)	108-000032-12	912400130572		
Leader Cable (includes terminator), CE / CCC	White	3 m (10 ft)	108-000032-13	912400130573		
Leader Cable (includes terminator), UL, US Plug	Black	2.4 m (8 ft)	108-000032-14	912400130574		For portable installations
Jumper Cable, UL / cUL	White	305 mm (1 ft)	108-000033-06	910503700895		Depending on the installation's design, you may need jumper cables to add space between fixtures
		1.5 m (5 ft)	108-000033-07	910503700896		
Jumper Cable, CE / CCC	White	305 mm (1 ft)	108-000033-08	910503700897		
		1.5 m (5 ft)	108-000033-09	910503700898		
Wiring Compartment (includes terminator)	White	2.9 x 6.8 x 16 cm (1.17 x 2.7 x 6.32 in) (H x W x L)	120-000076-01	912400130576		Can be used for direct connection to conduit
Mounting Track	White	1219 mm (4 ft)	120-000125-00	910503701788		Optional mounting track ensures straight runs of fixtures

Use Item Number when ordering in North America.

Copyright © 2015 Philips Solid-State Lighting Solutions, Inc. All rights reserved. Chromacore, Chromasic, CK, the CK logo, Color Kinetics, the Color Kinetics logo, ColorBlast, ColorBlaze, ColorBurst, ColorGraze, ColorPlay, ColorReach, iW Reach, eW Reach, DIMand, EssentialWhite, eW, iColor, iColor Cove, IntelliWhite, iW, iPlayer, Optibin, and Powercore are either registered trademarks or trademarks of Philips Solid-State Lighting Solutions, Inc. in the United States and / or other countries. All other brand or product names are trademarks or registered trademarks of their respective owners. Due to continuous improvements and innovations, specifications may change without notice.

DAS-000068-09 R00 02-15

Use Item Number when ordering in North America



Philips Color Kinetics  
3 Burlington Woods Drive  
Burlington, Massachusetts 01803 USA  
Tel 888.385.5742  
Tel 617.423.9999  
Fax 617.423.9998  
[www.philipscolorkinetics.com](http://www.philipscolorkinetics.com)  
[@colorkinetics](https://twitter.com/colorkinetics)