



Date: _____ Type: _____

Firm Name: _____

Project: _____

eW Cove MX Powercore

1 ft, 8 W / ft, 50° x 70° beam angle

Premium interior linear LED cove and accent fixture with solid white light

Specifications

Due to continuous improvements and innovations, specifications may change without notice.

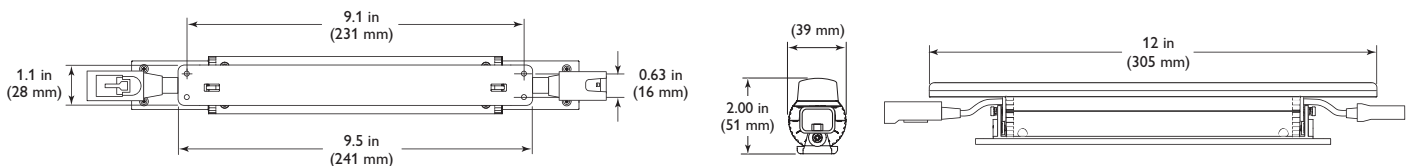
Item	Specification	Details
Output	Lumens*	306 (2700 K†) 330 (3000 K†) 341 (3500 K†) 369 (4000 K†)
	Efficacy	39.7 (2700 K) 43.6 (3000 K) 44.3 (3500 K) 47.8 (4000 K)
	CRI	82 (2700 K) 83 (3000 K) 82 (3500 K) 82 (4000 K)
	Lumen Maintenance‡	60,000 hours L70 @ 25° C 60,000 hours L50 @ 25° C
Electrical	Input Voltage	100 – 277 VAC, auto-ranging, 50 / 60 Hz
	Power Consumption	8 W maximum at full output, steady state
	Power Factor	≥.98 @ 120 VAC
Control	Dimming	Compatible with selected commercially available reverse-phase ELV-type dimmers§
Physical	Dimensions (Height x Width x Depth)	2.0 x 12 x 1.5 in (51 x 305 x 39 mm)
	Weight	1 lb (454 g)
	Housing	Die-cast aluminium, white powder-coated finish
	Lens	Polycarbonate
	Fixture Connections	Integral male / female connectors
	Temperature Ranges	-4° – 122° F (-20° – 50° C) Operating -4° – 122° F (-20° – 50° C) Startup -40° – 176° F (-40° – 80° C) Storage
	Humidity	0 – 95%, non-condensing
Certification and Safety	Certification	UL / cUL, FCC Class B, CE, CCC, SAA, C-Tick
	Environment	Dry / Damp Location, IP20

* Color temperatures conform to nominal CCTs as defined in ANSI Chromaticity Standard C78.377A.

† Lumen measurement complies with IES LM-79-08 testing procedures.

‡ L70 = 70% lumen maintenance (when light output drops below 70% of initial output). L50 = 50% lumen maintenance (when light output drops below 50% of initial output). Ambient luminaire temperatures specified. Lumen maintenance calculations are based on lifetime prediction graphs supplied by LED source manufacturers. Calculations for white-light LED fixtures are based on measurements that comply with IES LM-80-08 testing procedures. Refer to www.philipscolorkinetics.com/support/appnotes/lm-80-08.pdf for more information.

§ Refer to www.philipscolorkinetics.com/support/appnotes/ for specific details.

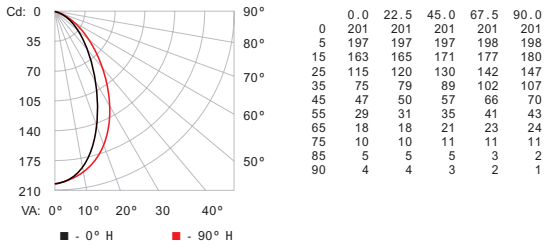


PHILIPS

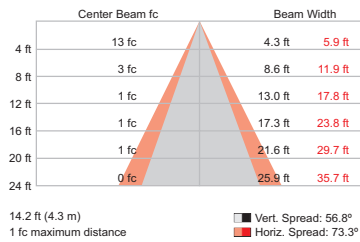
Photometrics

2700 K

Polar Candela Distribution



Illuminance at Distance

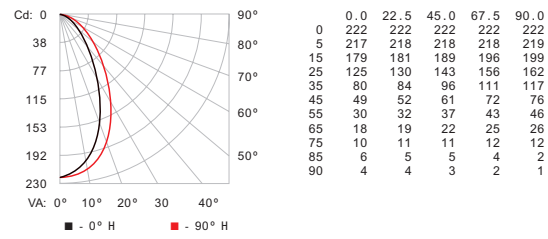


Lumens	Efficacy
306	39.7 lm / W

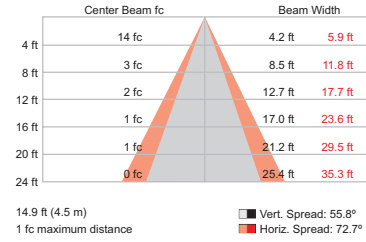
For lux multiply fc by 10.7

3000 K

Polar Candela Distribution



Illuminance at Distance

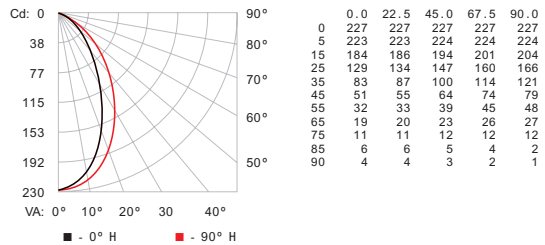


Lumens	Efficacy
330	43.6 lm / W

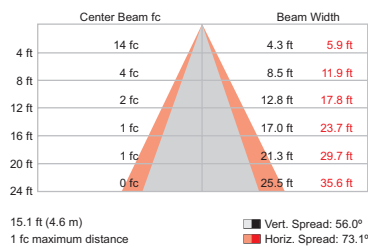
For lux multiply fc by 10.7

3500 K

Polar Candela Distribution



Illuminance at Distance

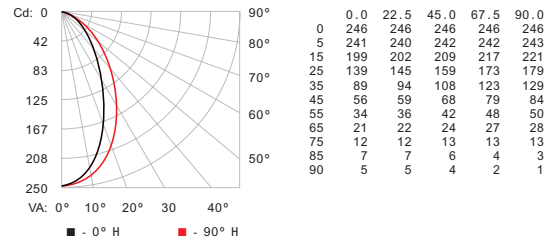


Lumens	Efficacy
341	44.3 lm / W

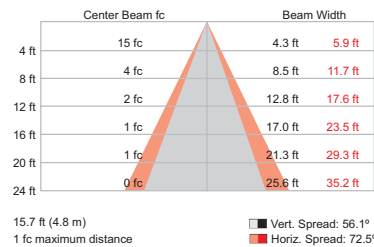
For lux multiply fc by 10.7

4000 K

Polar Candela Distribution



Illuminance at Distance



Lumens	Efficacy
369	47.8 lm / W

For lux multiply fc by 10.7



Philips Color Kinetics
3 Burlington Woods Drive
Burlington, Massachusetts 01803 USA
Tel 888.385.5742
Tel 617.423.9999
Fax 617.423.9998
www.philipscolorkinetics.com

Copyright © 2010 – 2013 Philips Solid-State Lighting Solutions, Inc. All rights reserved. Chromacore, Chromasic, CK, the CK logo, Color Kinetics, the Color Kinetics logo, ColorBlast, ColorBlaze, ColorBurst, ColorGraze, ColorPlay, ColorReach, iW Reach, eW Reach, eW Fuse, DIMand, EssentialWhite, eW, iColor, iColor Cove, IntelliWhite, iW, iPlayer, Optibin, and Powercore are either registered trademarks or trademarks of Philips Solid-State Lighting Solutions, Inc. in the United States and / or other countries. All other brand or product names are trademarks or registered trademarks of their respective owners. Due to continuous improvements and innovations, specifications may change without notice. DAS-000069-13 R01 11-13