



Date: _____ Type: _____

Firm Name: _____

Project: _____

eW Cove EC Powercore

3000 K

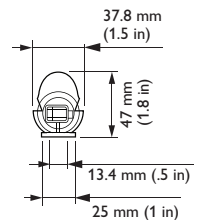
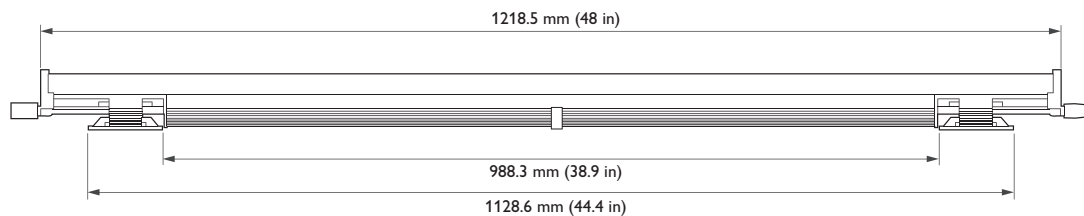
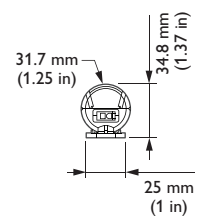
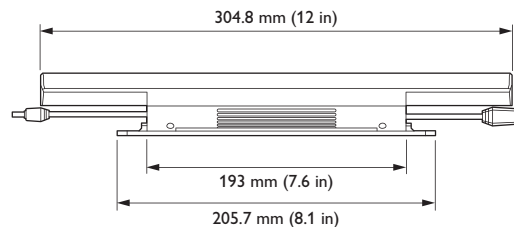
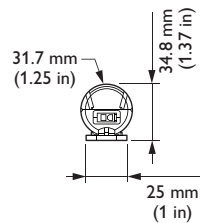
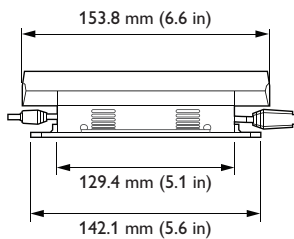
Cost-effective interior linear LED cove and accent fixture with solid white light

eW Cove EC Powercore is a dimmable, linear LED fixture that provides an affordable, energy-efficient alternative to traditional cove lighting in applications requiring white light. With its low profile, rotating housing and flexible end-to-end locking power connectors, eW Cove EC Powercore is the perfect choice for a wide range of interior retail, exhibit, hospitality, and architectural settings.

- Industry-best white-light quality and color consistency — Advances in Optibin, Philips proprietary binning optimization process, now provides color-consistency within a 2-step MacAdam ellipse across eW Cove product fixtures and manufacturing runs.
- Uncompromised performance — Efficacies of near 100 lumens/watts provide optimum output without restrictions on lumen maintenance, operating temperature, or warranty.

- Multiple options for design flexibility — Available in four color temperatures ranging from warm 2700 K to cool 4000 K, and lengths of 152 mm (6 in), 305 mm, (12 in), and 1220 mm (48 in).
- Support for multiple voltages — eW Cove EC Powercore accepts power input of 120, 220–240, or 277 VAC for consistent installation and operation from line voltage in a variety of locations.
- Smooth Dimming capability — Patented DIMand technology offers smooth dimming capability with selected commercially available reverse-phase ELV-type dimmers.

For detailed product information, please refer to the eW Cove EC Powercore Product Guide at www.philipscolorkinetics.com/ls/essentialwhite/ewcoveecpc/



Specifications, 3000 K*

Due to continuous improvements and innovations, specifications may change without notice.

Item	Specification	152 mm (6 in)			305 mm (12 in)			1220 mm (48 in)		
Output	Lumens†	121			263			877		
	Efficacy (lm / W)	71.2			85.5			91.1		
	CRI	83			82			82		
Electrical	Input Voltage	120 VAC	240 VAC	277 VAC	120 VAC	240 VAC	277 VAC	120 VAC	240 VAC	277 VAC
	Power Consumption	1.8 W	2.3 W	2.3 W	3.2 W	3.3 W	3.4 W	10.0 W	10.0 W	10.0 W
	Power Factor (@ 120 VAC)	.98			.97			.96		
Control	Dimming	Compatible with selected with selected commercially available reverse-phase ELV-type dimmers‡								
Physical	Dimensions <i>Height x Length x Width</i>	35 x 152 x 32 mm (1.37 x 6.0 x 1.25 in)			35 x 305 x 32 mm (1.37 x 12.0 x 1.25 in)			47 x 1218 x 38 mm (1.90 x 48.0 x 1.5 in)		
	Weight	103 g (0.23 lbs)			166 g (0.37 lbs)			880 g (1.94 lbs)		
	Housing	Injection-molded plastic, dark-gray finish								
	Lens	Clear polycarbonate								
	Fixture Connections	Integral male / female connectors								
	Temperature Ranges	-4° – 122° F (-20° – 50° C) Operating -4° – 122° F (-20° – 50° C) Startup -40° – 176° F (-40° – 80° C) Storage								
	Humidity	0 – 95%, non-condensing								
	Fixture Run Lengths	To calculate fixture run lengths and total power consumption for your specific installation, download the Configuration Calculator from www.philipscolorkinetics.com/support/install_tool/								
Certification and Safety	Certification	UL, CE, FCC, SAA, C-Tick, CCC								
	Environment	Damp Location, IP20								

* Color temperatures conform to nominal CCTs as defined in ANSI Chromaticity Standard C78.377A.

† Lumen measurement complies with IES LM-79-08 testing procedures.

‡ Refer to www.philipscolorkinetics.com/support/appnotes/ for specific details.



CHROMACORE[®] CK TECHNOLOGY | OPTIBIN[®] CK TECHNOLOGY | POWERCORE[®] CK TECHNOLOGY

Lumen Maintenance

Threshold§	Ambient Temperature	Reported	Calculated
L90	@ 25°C	37,000 hrs	>47,000 hrs
	@ 50°C	37,000 hrs	>47,000 hrs
L80	@ 25°C	37,000 hrs	>107,000 hrs
	@ 50°C	37,000 hrs	>107,000 hrs
L70	@ 25°C	37,000 hrs	>175,000 hrs
	@ 50°C	37,000 hrs	>175,000 hrs

§ L_{xx} = xx% lumen maintenance (when light output drops below xx% of initial output). All values are given at B50, or the median value where 50% of the LED population is better than the reported or calculated lumen maintenance measurement.

|| Lumen maintenance figures are based on lifetime prediction graphs supplied by LED source manufacturers. Whenever possible, figures use measurements that comply with IES LM-80-08 testing procedures.

In accordance with TM-21-11, Reported values represent the interpolated value based on six times the LM-80-80 total test duration (in hours). Calculated values represent time durations that exceed six times the total test duration.

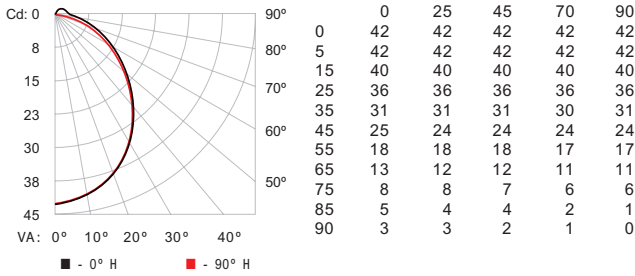
Photometrics / eW Cove EC Powercore, 3000 K

Photometric data is based on test results from an independent NIST traceable testing lab. IES data is available at www.philipscolorkinetics.com/support/ies.

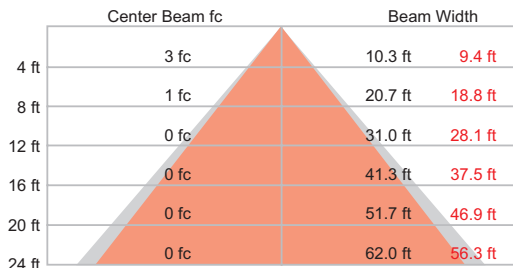
152 mm (6 in), 110° x 110° beam angle

Lumens	Efficacy
121	71.2 lm / W

Polar Candela Distribution



Illuminance at Distance



6.5 ft (2 m) Vert. Spread: 104.5°
 1 fc maximum distance Horiz. Spread: 99.1°

Coefficients Of Utilization - Zonal Cavity Method

RCC %:	Effective Floor Cavity Reflectance: 20%																					
	80			70			50			30			10									
RW %:	70	50	30	0	70	50	30	0	50	30	20	50	30	20	0	50	30	20	0			
RCR:	0	1	2	3	4	5	6	7	8	9	10	0	1	2	3	4	5	6	7	8	9	10

Zonal Lumen

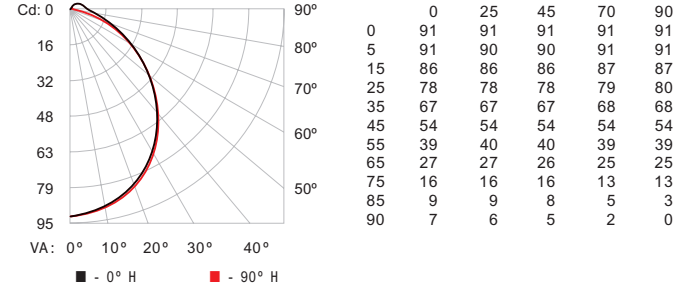
ZONE	LUMENS	%FIXT
0- 30	32.1	26.5
0- 40	51.7	42.7
0- 60	87.6	72.4
0- 90	111.8	92.4
60- 90	24.2	20.0
70-100	14.2	11.7
90-120	6.0	5.0
90-180	9.1	7.6
0-180	121.0	100.0

For lux multiply fc by 10.7

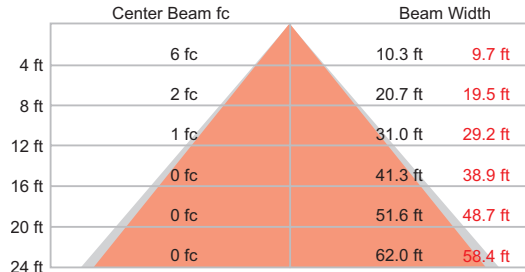
305 mm (12 in), 110° x 110° beam angle

Lumens	Efficacy
263	85.5 lm / W

Polar Candela Distribution



Illuminance at Distance



9.6 ft (2.9 m) Vert. Spread: 104.5°
 1 fc maximum distance Horiz. Spread: 101.2°

Coefficients Of Utilization - Zonal Cavity Method

RCC %:	Effective Floor Cavity Reflectance: 20%																					
	80			70			50			30			10									
RW %:	70	50	30	0	70	50	30	0	50	30	20	50	30	20	0	50	30	20	0			
RCR:	0	1	2	3	4	5	6	7	8	9	10	0	1	2	3	4	5	6	7	8	9	10

Zonal Lumen

ZONE	LUMENS	%FIXT
0- 30	69.7	26.5
0- 40	112.5	42.9
0- 60	191.5	72.9
0- 90	243.5	92.8
60- 90	52.0	19.8
70-100	30.0	11.4
90-120	12.5	4.8
90-180	19.0	7.2
0-180	262.5	100.0

For lux multiply fc by 10.7

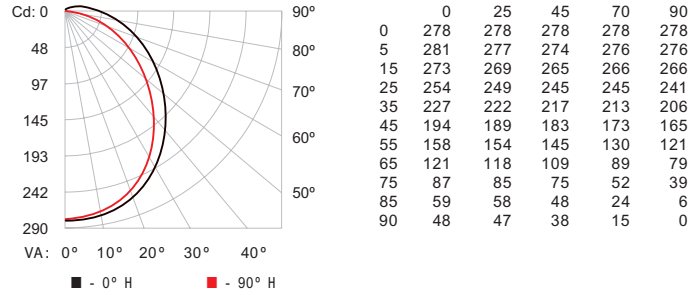
Photometrics / eW Cove EC Powercore, 3000 K, continued

Photometric data is based on test results from an independent NIST traceable testing lab. IES data is available at www.philipscolorkinetics.com/support/ies.

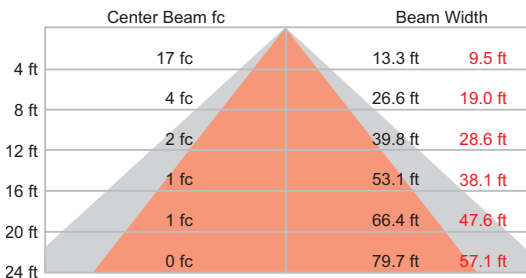
1220 mm (48 in), 110° x 110° beam angle

Lumens	Efficacy
877	91.1 lm / W

Polar Candela Distribution



Illuminance at Distance



16.7 ft (5 m) ■ Vert. Spread: 117.9°
 1 fc maximum distance ■ Horiz. Spread: 99.9°

Coefficients Of Utilization - Zonal Cavity Method

RCC %:	Effective Floor Cavity Reflectance: 20%																																					
	80				70				50				30				10				0																	
RW %:	70	50	30	0	70	50	30	0	50	30	20	50	30	20	50	30	20	50	30	20	50	30	20	50	30	20	50	30	20	50	30	20						
RCR:	0	1.18	1.18	1.18	1.18	1.14	1.14	1.14	0.94	1.08	1.08	1.08	1.02	1.02	1.02	0.96	0.96	0.96	0.94	0	1.06	1.01	0.96	0.91	1.02	0.98	0.93	0.76	0.92	0.89	0.85	0.87	0.84	0.82	0.83	0.80	0.78	0.75
	2	0.96	0.87	0.80	0.74	0.93	0.85	0.78	0.63	0.80	0.74	0.70	0.76	0.71	0.67	0.72	0.68	0.65	0.62	3	0.87	0.76	0.68	0.61	0.84	0.74	0.66	0.54	0.70	0.64	0.58	0.67	0.61	0.56	0.63	0.59	0.54	0.52
	4	0.80	0.67	0.58	0.51	0.77	0.66	0.57	0.46	0.62	0.55	0.49	0.59	0.53	0.48	0.56	0.51	0.47	0.44	5	0.73	0.60	0.51	0.44	0.71	0.59	0.50	0.40	0.56	0.48	0.43	0.53	0.47	0.42	0.51	0.45	0.41	0.38
	6	0.68	0.54	0.45	0.38	0.65	0.53	0.44	0.35	0.50	0.43	0.37	0.48	0.41	0.36	0.46	0.40	0.36	0.33	7	0.63	0.49	0.40	0.34	0.61	0.48	0.40	0.31	0.46	0.38	0.33	0.44	0.37	0.32	0.42	0.36	0.32	0.29
	8	0.58	0.45	0.36	0.30	0.56	0.44	0.36	0.28	0.42	0.35	0.29	0.40	0.34	0.29	0.39	0.33	0.28	0.26	9	0.55	0.41	0.33	0.27	0.53	0.40	0.32	0.25	0.39	0.31	0.26	0.37	0.31	0.26	0.36	0.30	0.26	0.24
	10	0.51	0.38	0.30	0.25	0.50	0.37	0.30	0.23	0.36	0.29	0.24	0.34	0.28	0.24	0.33	0.27	0.23	0.21																			

Zonal Lumen

ZONE	LUMENS	%FIXT
0- 30	213.6	24.4
0- 40	347.5	39.6
0- 60	608.9	69.4
0- 90	821.9	93.7
60- 90	213.0	24.3
70-100	138.4	15.8
90-120	47.5	5.4
90-180	54.9	6.3
0-180	876.8	100.0

For lux multiply fc by 10.7

Ordering Information - 3000 K* Fixtures

	152 mm (6 in)		305 mm (12 in)		1220 mm (48 in)	
	Item Number	Philips 12NC	Item Number	Philips 12NC	Item Number	Philips 12NC
eW Cove EC Powercore 120 VAC	523-000090-81	912400133245	523-000091-81	912400133261	523-000092-81	912400133277
eW Cove EC Powercore 220-240 VAC	523-000090-85	912400133249	523-000091-85	912400133265	523-000092-85	912400133281
eW Cove EC Powercore 220-240 VAC Fixture and 3 m (10 ft) Leader Cable with terminator	523-000090-89	912400133253	523-000091-89	912400133269	523-000092-89	912400133285
eW Cove EC Powercore 277 VAC	523-000090-93	912400133257	523-000091-93	912400133273	523-000092-93	912400133289

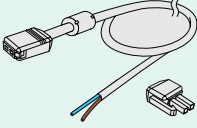
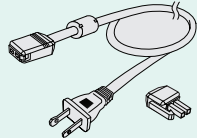
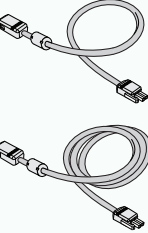
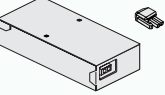

* Color temperatures conform to nominal CCTs as defined in ANSI Chromaticity Standard C78.377A. Use Item Number when ordering in North America.

Compatible Dimmers†

Supplier	Part Number	Description	Voltage
Philips	913701252701	Captivation Phase Dimmer DC-DPD-I-1S-101	120 VAC
Philips	913703021009	DTE310	230 VAC
Philips	912400133633	Data Adapter, DALI to ELV, DigiDim 452	230 VAC
Philips	913701252701	Captivation Phase Dimmer DC-DPD-I-1S-101	277 VAC
Philips Strand	A21 with IGBT module	A21 Dimmer Cabinet with IGBT Dimmer Module	120 VAC
Philips Strand	A21 with IGBT module	A21 Dimmer Cabinet with IGBT Dimmer Module	277 VAC
Lutron	NTELV-600	Nova T Electronic Low Voltage Dimmer	120 VAC
Lutron	PHPM-PA-DV-WH	Phase-Adaptive Power Module	120 VAC
Lutron	PHPM-PA-DV-WH	Phase-Adaptive Power Module	277 VAC

† These dimmers have been tested in our lab and found to be compatible with this product. All installations are different. We highly recommend performing a full mockup of every lighting circuit, including all luminaires and controls, to test for the desired dimming range. Visit <http://1.usa.gov/1g3cGfs> for more information.

Accessories

Item	Housing Color	Dimensions	Item Number	Philips 12NC		
Leader Cable (includes terminator), UL / cUL	Black	3 m (10 ft)	108-000032-10	912400130570		For connection to standard junction box
Leader Cable (includes terminator), CE / CCC	Black	3 m (10 ft)	108-000032-11	912400130571		
Leader Cable (includes terminator), UL / cUL	White	3 m (10 ft)	108-000032-12	912400130572		
Leader Cable (includes terminator), CE / CCC	White	3 m (10 ft)	108-000032-13	912400130573		
Leader Cable (includes terminator), UL, US Plug	Black	2.4 m (8 ft)	108-000032-14	912400130574		For portable installations
Jumper Cable, UL / cUL	White	305 mm (1 ft)	108-000033-06	910503700895		Depending on the installation's design, you may need jumper cables to add space between fixtures
		1.5 m (5 ft)	108-000033-07	910503700896		
Jumper Cable, CE / CCC	White	305 mm (1 ft)	108-000033-08	910503700897		
		1.5 m (5 ft)	108-000033-09	910503700898		
Wiring Compartment (includes terminator)	White	29.8 x 160.6 x 68.6 mm (1.17 x 6.32 x 2.7 in) (H x L x W)	120-000076-01	912400130576		Can be used for direct connection to conduit
Mounting Track	White	1219 mm (4 ft)	120-000125-00	910503701788		Optional mounting track ensures straight runs of fixtures

Use Item Number when ordering in North America.

Copyright © 2015 Philips Solid-State Lighting Solutions, Inc. All rights reserved. Chromacore, Chromasic, CK, the CK logo, Color Kinetics, the Color Kinetics logo, ColorBlast, ColorBlaze, ColorBurst, ColorGraze, ColorPlay, ColorReach, iW Reach, eW Reach, DIMand, EssentialWhite, eW, iColor, iColor Cove, IntelliWhite, iV, iPlayer, Optibin, and Powercore are either registered trademarks or trademarks of Philips Solid-State Lighting Solutions, Inc. in the United States and / or other countries. All other brand or product names are trademarks or registered trademarks of their respective owners. Due to continuous improvements and innovations, specifications may change without notice.



Philips Color Kinetics
3 Burlington Woods Drive
Burlington, Massachusetts 01803 USA
Tel 888.385.5742
Tel 617.423.9999
Fax 617.423.9998
www.philipscolorkinetics.com
@colorkinetics