

Date: _____ Type: _____

Firm Name: _____

Project: _____

Ethernet Controller Keypad

Wall-mounted keypad for triggering LED light shows on Ethernet networks

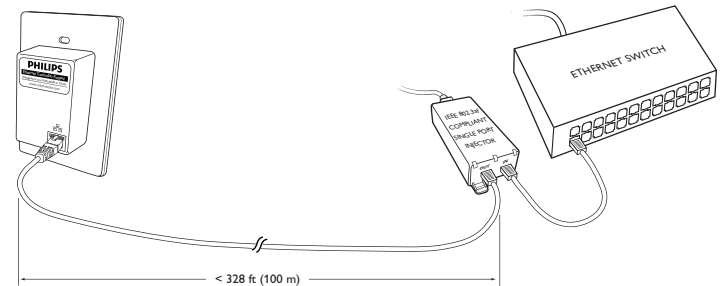
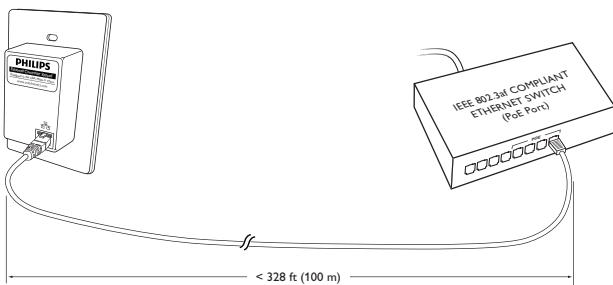
Ethernet Controller Keypad is a wall-mounted keypad that triggers up to eight Light System Manager, ColorDial Pro, or ColorBlaze TRX light shows at the touch of a button. When used with Light System Manager, Ethernet Controller Keypad lets you easily trigger multiple shows in multiple zones or locations. Ethernet Controller Keypad uses Power over Ethernet (PoE) technology to eliminate the need for a separate power source, affording greater freedom of placement, higher reliability, and easy installation.

- Power over Ethernet for increased flexibility — The IEEE 802.3af standard for Power over Ethernet (PoE) enables both electrical power and data to be transmitted over a single twisted-pair cable. Shared cabling reduces installation costs, decreases the space required for wires, and affords freedom of placement by eliminating wiring to a power source. Ethernet Controller Keypad works with any PoE-compliant switch or PoE injector.
- Simple installation with a single Ethernet connection — Mounts in a standard U.S. single-gang wall box. Uses a single CAT 5e cable for data and power with no additional wiring required.

- Multiple keypads in Light System Manager installations — With Light System Manager, you can install up to 16 Ethernet Controller Keypads to control as many as 128 light shows in a single installation spanning multiple zones or locations.
- Full set of lighting controls — Each keypad instantly and conveniently triggers up to eight Light System Manager light shows. Onboard indicator lamps identify the current show. Dimmer controls and a master OFF switch adjust the brightness of the light fixtures during playback.
- Compact design with sleek Decora faceplate — Compact design uses wall space efficiently. Decora faceplate hides mounting hardware for a clean look that blends with a variety of architectural styles.

For detailed product information, refer to the Ethernet Controller Keypad Product Guide at www.philipscolorkinetics.com/lis/controllers/enetkeypad/

Connect Ethernet Controller Keypad to IEEE 802.3af compliant PoE switch or PoE Injector and Ethernet switch



Specifications

Due to continuous improvements and innovations, specifications may change without notice.

Item	Specification	Details
Control	Ethernet	10BASE-T from any PoE- or IEEE 802.3af-compliant Ethernet switch. PoE injector required for use with non-IEEE 802.3af-compliant switches
Physical	Dimensions (Height x Width x Depth)	4.7 x 2.9 x 1.31 in (119 x 74 x 33 mm)
	Weight	4.23 oz (120 g)
	Housing	Medium matte white plastic Decora faceplate Mounts in single-gang wall box
	Connector / Cable	RJ45 Port, CAT 5e Data Cable (not included)
	Operating Temperature	14° – 104° F (-10° – 40° C)
Certification and Safety	Humidity	0 – 95%, non-condensing
	Certification	CSA, FCC Class B, CE, RoHS
	Environment	Indoor rated, IP40

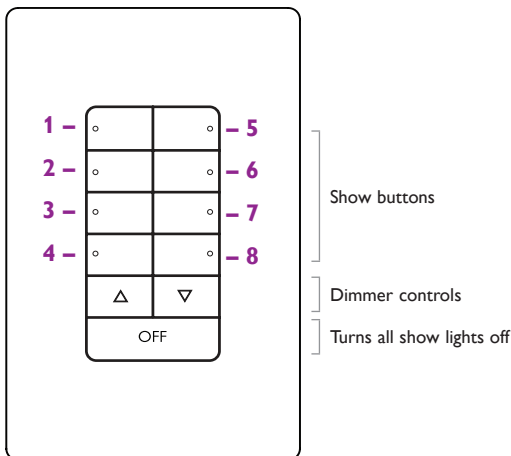


Ethernet Controller Keypad and Accessories


Item	Item Number	Philips 12NC	
Ethernet Controller Keypad	103-000023-00	910503700326	
Power over Ethernet Switch	4 Power over Ethernet ports, 8 ports total	120-000084-00	910503700789
Power over Ethernet Injector	North America Power Cord	109-000029-00	910503700383
	Europe Power Cord	109-000029-01	910503700384

Use Item Number when ordering in North America.


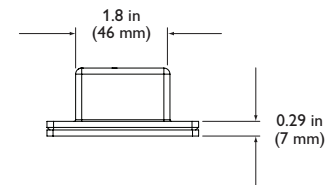
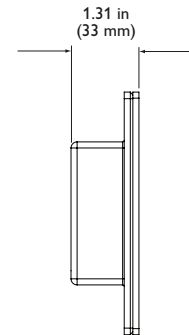
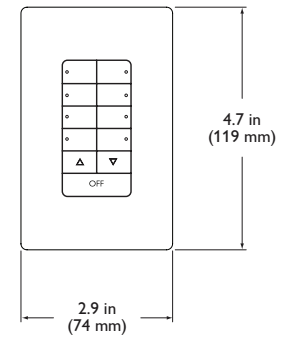
Front



Back



Dimensions



Included in the box

- Ethernet Controller Keypad
- Standard single-gang wall box for use outside of North America
- (2) self-threading flat head countersunk M2.5 screws

Ethernet Controller Keypad is part of a complete system that includes:

- Light System Manager or ColorDial Pro.
- A PoE-compliant switch to supply data and power to the keypad, or a non-PoE switch with one PoE-compliant power injector per keypad.
- CAT 5e data cable to connect the keypad to PoE switch or PoE injector.

For detailed product information, please refer to the Ethernet Controller Keypad Product Guide at www.philipscolorkinetics.com/ls/controllers/enetkeypad/



Philips Color Kinetics
3 Burlington Woods Drive
Burlington, Massachusetts 01803 USA
Tel 888.385.5742
Tel 617.423.9999
Fax 617.423.9998
www.philipscolorkinetics.com

Copyright © 2008 – 2012 Philips Solid-State Lighting Solutions, Inc. All rights reserved. Chromacore, Chromasic, CK, the CK logo, Color Kinetics, the Color Kinetics logo, ColorBlast, ColorBlaze, ColorBurst, eW Fuse, ColorGraze, ColorPlay, ColorReach, iW Reach, eW Reach, DIMand, EssentialWhite, eW, iColor, iColor Cove, IntelliWhite, iW, iPlayer, Optibin, and Powercore are either registered trademarks or trademarks of Philips Solid-State Lighting Solutions, Inc. in the United States and / or other countries. All other brand or product names are trademarks or registered trademarks of their respective owners. Due to continuous improvements and innovations, specifications may change without notice. DAS-000017-01 R03 05-12